

## ERASMUS+ DISSZEMINÁCIÓS PLATFORM

### ÁLTALÁNOS ISMERTETŐ és TECHNIKAI ÚTMUTATÓ

#### 1. ERASMUS+ DISSZEMINÁCIÓS PLATFORM

Az Erasmus+ Disszeminációs Platform (angolul: Erasmus+ Project Results Platform, a továbbiakban EPRP) az Európai Bizottság angol nyelvű disszeminációs adatbázisa, mely az összes Erasmus+ projektet tartalmazza az oktatás, képzés, ifjúság és sport területéről.

<http://ec.europa.eu/programmes/erasmus-plus/projects/>



The screenshot shows the Erasmus+ Dissemination Platform website. At the top, there is a navigation bar with links for "Legal notice", "Cookies", "Contact", "Search", and "English (en)". Below this is the Erasmus+ logo and the text "ERASMUS+ EU programme for education, training, youth and sport". A breadcrumb trail reads "European Commission > Programmes > Erasmus+ > Projects". A secondary navigation bar includes "Home", "Help", "Contact Us", "Legal Issues", and "Login". The main content area features a large image of diverse people with their arms raised, and a search bar with the text "Search by keyword" and a "Search" button. Below the search bar are radio buttons for "Projects" (selected) and "Results", and a "Show advanced criteria" dropdown menu. The page title is "Dissemination Platform". The main text reads: "Welcome to the Erasmus+ website for dissemination and exploitation of results. Here you can find project information and results of all projects supported by the European Commission under the integrated Erasmus+ Programme for Education, Training, Youth and Sport." At the bottom, there is a footer with links for "Education and Training, Youth and Sport", "DG Education and Culture", "Partners & networks", and "Commissioner". A prominent orange banner at the very bottom states: "Your project has been published in the EAC Dissemination Platform."

### **Kinek szól az Erasmus+ Disszeminációs Platform?**

- Érdeklődőknek
- Nemzeti Irodák munkatársainak
- Mobilitási pályázatok (KA1) és Szakpolitikai tevékenységek (KA3) pályázatot nyert kedvezményezetteknek, az ő esetükben az EPRP használata szabadon választható, de ajánlott
- Stratégiai partnerségek (KA2) pályázatot nyert kedvezményezetteknek, az ő esetükben az EPRP használata kötelező

### **Milyen céllal használjuk az Erasmus+ Disszeminációs Platformot?**

- Projekteredmények megosztására
- Disszeminációra, láthatóságra
- Inspirációk gyűjtésre, mások motiválására,
- Információszerzésre, tájékozódásra
- Partnerkeresésre

### **Mikor és hogyan használjuk Erasmus+ Disszeminációs Platformot??**

#### **A. Leendő pályázók esetén:**

Már a projekttervezés fázisában érdemes körülnézni az Erasmus+ Disszeminációs Platformon, az oldal ugyanis kiváló lehetőséget ad az információszerzésre és tájékozódásra: milyen nemzetközi oktatási intézmények, vállalkozások, civil szervezetek folytatnak hasonló tevékenységet, mint a saját szervezetünk vagy vesznek részt olyan projektekben, ami egybeesik a saját érdeklődési körünkkel. Az EPRP keresőrendszerében az alábbi adatokra tudunk rákeresni: a program típusa, a projekt éve, ország, tevékenységi terület. A rendszer lehetővé teszi a kulcsszavas keresést is.

B. Kedvezményezettként, a támogatási szerződés aláírását követően:

A támogatási szerződés aláírását követően a kedvezményezett egy automatikus e-mail értesítést kap a felületről, a projekt bekerül az EPRP adatbázisába. Az e-mail az összes fontos információt, linket tartalmazza, ami a belépéshez szükséges. Részletesebben erről a Technikai útmutatóban vagy a Pályázati útmutató 269. oldalán olvashat.

C. Kedvezményezettként, a projekt zárásakor:

A projekt zárásakor a kedvezményezett automatikus e-mail értesítést kap a rendszertől, hogy a projekt eredményeit mások számára is láthatóvá tegye a platformon. Részletesebben erről a Technikai útmutatóban vagy a Pályázati útmutató 269. oldalán olvashat.

## 2. KEDVEZMÉNYEZETEK KEZELŐFELÜLETE (Beneficiary's Dashboard)

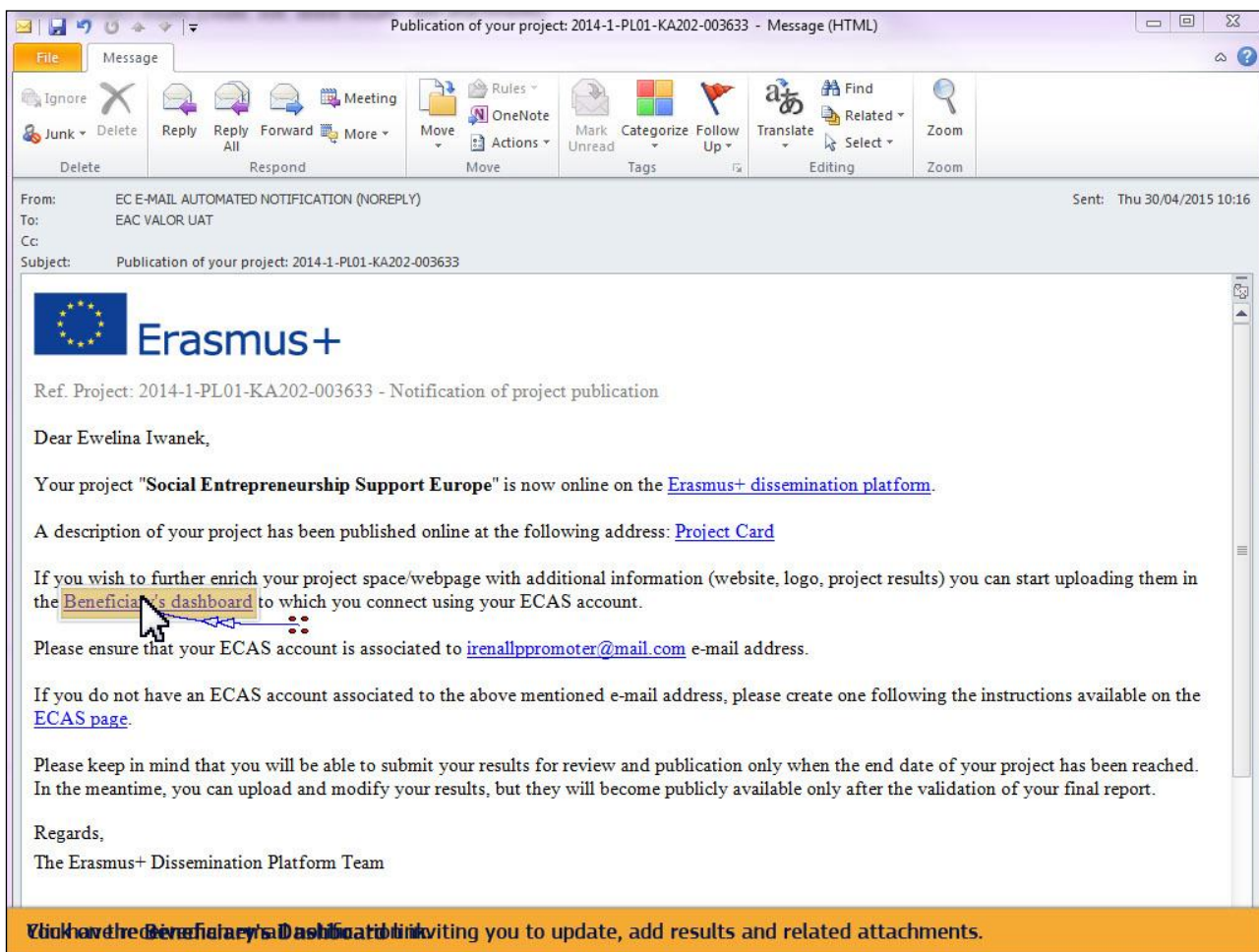
### Hogyan módosíthatja és véglegesítheti projektje adatlapját?

- hogyan tud hozzáadni eredményeket a projektadatlapjához?
- hogyan illeszthet be logót és linket a projekt adatlapjára?
- hogyan küldheti jóváhagyásra a változtatásokat?



## 2.1. Lépjen be a kezelőfelületre!


E-mailben értesítést kap arról, hogy frissítheti adatait, feltöltheti eredményeit és további csatolt fájlokat. Kattintson a következő linkre: **Beneficiary's Dashboard**.



Publication of your project: 2014-1-PL01-KA202-003633 - Message (HTML)

From: EC E-MAIL AUTOMATED NOTIFICATION (NOREPLY)  
To: EAC VALOR UAT  
Cc:  
Subject: Publication of your project: 2014-1-PL01-KA202-003633

Sent: Thu 30/04/2015 10:16

 Erasmus+

Ref. Project: 2014-1-PL01-KA202-003633 - Notification of project publication

Dear Ewelina Iwanek,

Your project "**Social Entrepreneurship Support Europe**" is now online on the [Erasmus+ dissemination platform](#).

A description of your project has been published online at the following address: [Project Card](#)

If you wish to further enrich your project space/webpage with additional information (website, logo, project results) you can start uploading them in the [Beneficiary's dashboard](#) to which you connect using your ECAS account.

Please ensure that your ECAS account is associated to [irenallppromoter@mail.com](mailto:irenallppromoter@mail.com) e-mail address.

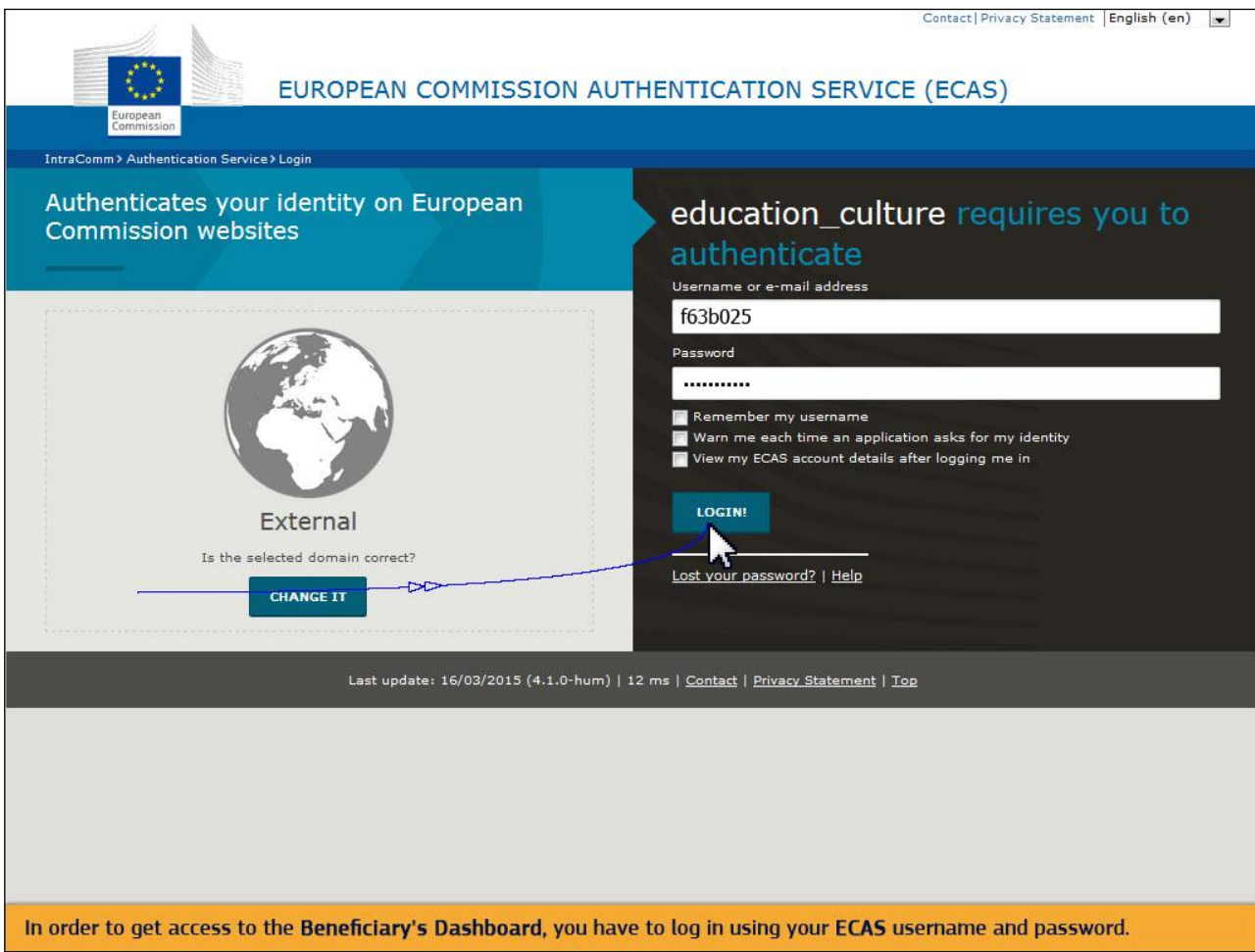
If you do not have an ECAS account associated to the above mentioned e-mail address, please create one following the instructions available on the [ECAS page](#).

Please keep in mind that you will be able to submit your results for review and publication only when the end date of your project has been reached. In the meantime, you can upload and modify your results, but they will become publicly available only after the validation of your final report.

Regards,  
The Erasmus+ Dissemination Platform Team

**Click on the Beneficiary's Dashboard link inviting you to update, add results and related attachments.**

2.2. A kezelőfelület (**Beneficiary's Dashboard**) használatához a rendszerbe a saját **ECAS** felhasználónevével és jelszavával tud belépni.



Contact | Privacy Statement | English (en) ▼

EUROPEAN COMMISSION AUTHENTICATION SERVICE (ECAS)

IntraComm > Authentication Service > Login

Authenticates your identity on European Commission websites

education\_culture requires you to authenticate

Username or e-mail address  
f63b025

Password  
.....

Remember my username  
 Warn me each time an application asks for my identity  
 View my ECAS account details after logging me in

**LOGIN!**

[Lost your password?](#) | [Help](#)

External

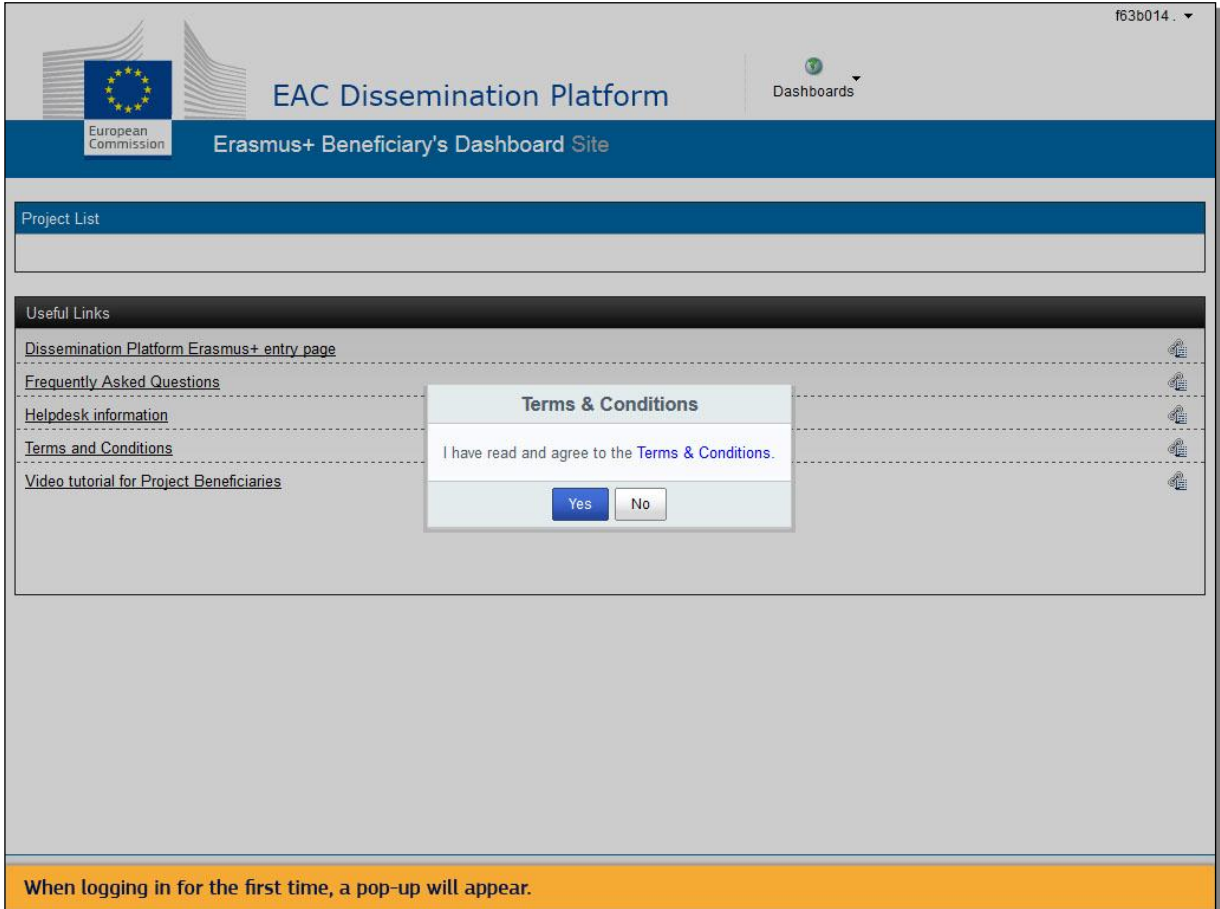
Is the selected domain correct?

**CHANGE IT**

Last update: 16/03/2015 (4.1.0-hum) | 12 ms | [Contact](#) | [Privacy Statement](#) | [Top](#)

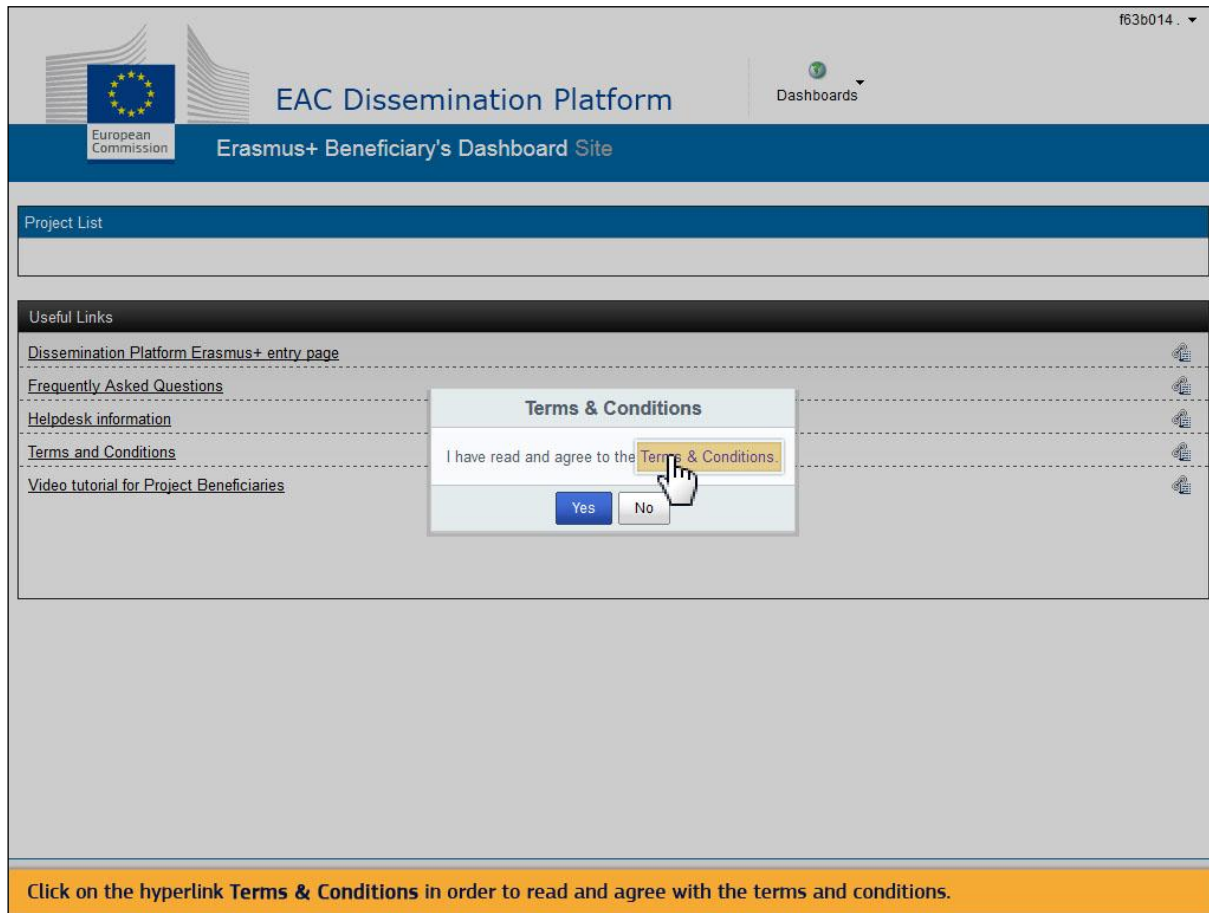
In order to get access to the **Beneficiary's Dashboard**, you have to log in using your ECAS username and password.

2.3 Ha első alkalommal lép be a rendszerbe, a következő felugró ablak fog megjelenni Ön előtt.



The screenshot displays the user interface of the EAC Dissemination Platform. At the top, there is a header with the European Commission logo, the text "EAC Dissemination Platform", and "Erasmus+ Beneficiary's Dashboard Site". A "Dashboards" dropdown menu is visible in the top right corner. Below the header, there is a "Project List" section which is currently empty. A "Useful Links" section contains several links: "Dissemination Platform Erasmus+ entry page", "Frequently Asked Questions", "Helpdesk information", "Terms and Conditions", and "Video tutorial for Project Beneficiaries". A "Terms & Conditions" pop-up window is overlaid on the "Terms and Conditions" link, containing the text "I have read and agree to the Terms & Conditions." and two buttons: "Yes" and "No". At the bottom of the page, a yellow banner contains the text: "When logging in for the first time, a pop-up will appear."

2.4 Kattintson a következő linkre: Felhasználói feltételek (**Terms & Conditions**). Gondosan olvassa el, majd a **YES** gombra kattintva fogadja el a Felhasználói feltételeket.



The screenshot shows the EAC Dissemination Platform Erasmus+ Beneficiary's Dashboard Site. The page header includes the European Commission logo and the text "EAC Dissemination Platform" and "Erasmus+ Beneficiary's Dashboard Site". A "Project List" section is visible, followed by a "Useful Links" section with links for "Dissemination Platform Erasmus+ entry page", "Frequently Asked Questions", "Helpdesk information", "Terms and Conditions", and "Video tutorial for Project Beneficiaries". A modal dialog titled "Terms & Conditions" is displayed in the center, containing the text "I have read and agree to the Terms & Conditions." and two buttons: "Yes" and "No". A mouse cursor is pointing at the "Yes" button. At the bottom of the page, there is a yellow banner with the text: "Click on the hyperlink **Terms & Conditions** in order to read and agree with the terms and conditions."



2.5 Kérjük, fordítson különös figyelmet a szerzői jogokra vonatkozó záradéokra.

PLEASE READ THE **TERMS of USE** BELOW BEFORE UPLOADING OR SUBMITTING CONTENT. ANY SUBMISSION OF CONTENT IS CONDITIONAL UPON ACCEPTANCE OF THESE TERMS. Requesting access to this platform, accessing it or registering on it signifies unconditional acceptance of these TERMS of USE. Please also check the [Europa website LEGAL NOTICE](#) to which this platform is subject, and the terms and conditions to upload content and to download content, incorporated herein by reference.

**TERMS of USE**

The VALOR Dissemination Platform is a project owned by the European Union which offers a comprehensive overview of projects funded under the new Erasmus+ and Creative Europe programmes as well as some projects funded under the previous programmes (Lifelong Learning, Youth in Action, Culture).

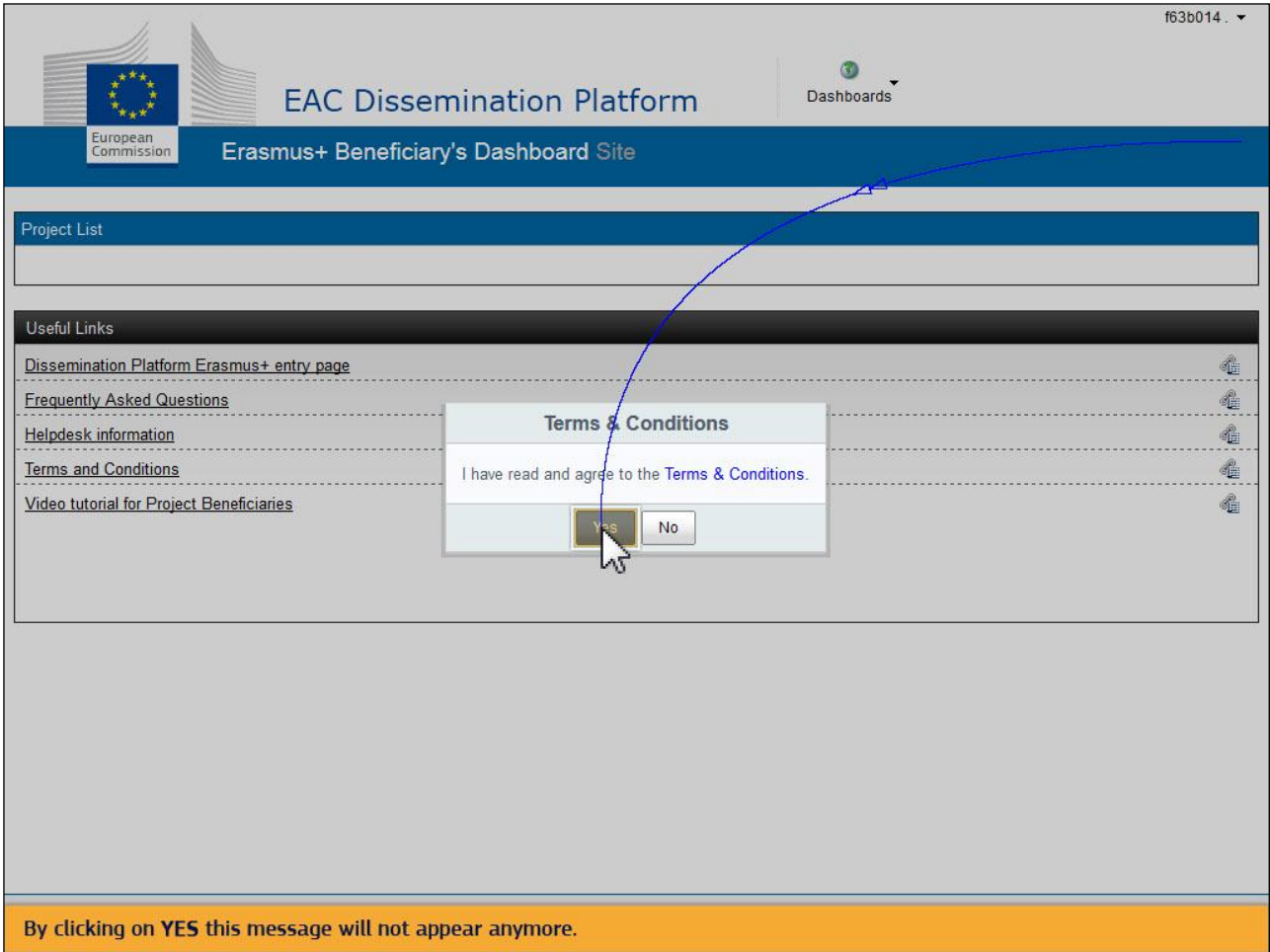
The Dissemination Platform serves the following **purposes**:

- Information tool for the public to provide relevant and interesting content;
- Highlight projects qualified as good practice examples/success stories;
- Projects database (project summaries, links, main products and outcomes);
- Source of information for the Commission Open Data Portal.

Only project beneficiaries are given access to upload content and as a project beneficiary, you can


Please pay particular attention to the copyright clauses.

2.6 A YES gombra kattintva ez az üzenet nem jelenik meg többször.



The screenshot displays the 'EAC Dissemination Platform' interface. At the top, there is a header with the European Commission logo and the text 'Erasmus+ Beneficiary's Dashboard Site'. Below this, a 'Project List' section is visible. A 'Useful Links' section contains several links: 'Dissemination Platform Erasmus+ entry page', 'Frequently Asked Questions', 'Helpdesk information', 'Terms and Conditions', and 'Video tutorial for Project Beneficiaries'. A modal dialog box titled 'Terms & Conditions' is overlaid on the page, containing the text 'I have read and agree to the Terms & Conditions.' and two buttons: 'YES' and 'No'. A mouse cursor is positioned over the 'YES' button. A blue arrow points from the 'YES' button to the 'Terms and Conditions' link in the 'Useful Links' section. At the bottom of the page, an orange banner contains the text: 'By clicking on YES this message will not appear anymore.'

2.7 A későbbiekben a Felhasználói feltételek (**Terms and Conditions**) dokumentumot bármikor elérheti a Hasznos linkek (**Useful Links**) alatt.



## EAC Dissemination Platform

Erasmus+ Beneficiary's Dashboard Site

f63b014  
 Dashboards

### Project List

Identifier	Title	Status	Key Action	Action Type	
2014-1-FR01-KA103-TRAINING-000207	Higher education student and staff mobility project	Available for submission after all results uploaded	Learning Mobility of Individuals	Higher education student and staff mobility	
2014-1-FR01-KA200-TRAINING-008565	Harvesting with Marteloscope Methodology in a European Ring	Open for uploading results	Cooperation for innovation and the exchange of good practice	Strategic Partnerships addressing more than one field	
2015-1-FR01-KA202-TRAINING-013192	e-Platforma UEK (Moodle)	Open for uploading results	Cooperation for innovation and the exchange of good practice	Strategic Partnerships for vocational education and training	


< prev 1 next > for 3 project(s)

### Useful Links

- [Dissemination Platform Erasmus+ entry page](#)
- [Frequently Asked Questions](#)
- [Helpdesk information](#)
- [Terms and Conditions](#)
- [Video tutorial for Project Beneficiaries](#)

However, you can always find the **Terms and Conditions** document under **Useful Links**.

2.8 A kezelőfelületen (**Beneficiary's Dashboard**) található az Ön projektjeinek listája.



**EAC Dissemination Platform**

Erasmus+ Beneficiary's Dashboard Site

f63b014  
 Dashboards

**Project List**

Identifier	Title	Status	Key Action	Action Type	
2014-1-FR01-KA103-TRAINING-000207	Higher education student and staff mobility project	Available for submission after all results uploaded	Learning Mobility of Individuals	Higher education student and staff mobility	✎ ⓘ
2014-1-FR01-KA200-TRAINING-008565	Harvesting with Marteloscope Methodology in a European Ring	Open for uploading results	Cooperation for innovation and the exchange of good practice	Strategic Partnerships addressing more than one field	✎ ⓘ
2015-1-FR01-KA202-TRAINING-013192	e-Platforma UEK (Moodle)	Open for uploading results	Cooperation for innovation and the exchange of good practice	Strategic Partnerships for vocational education and training	✎ ⓘ

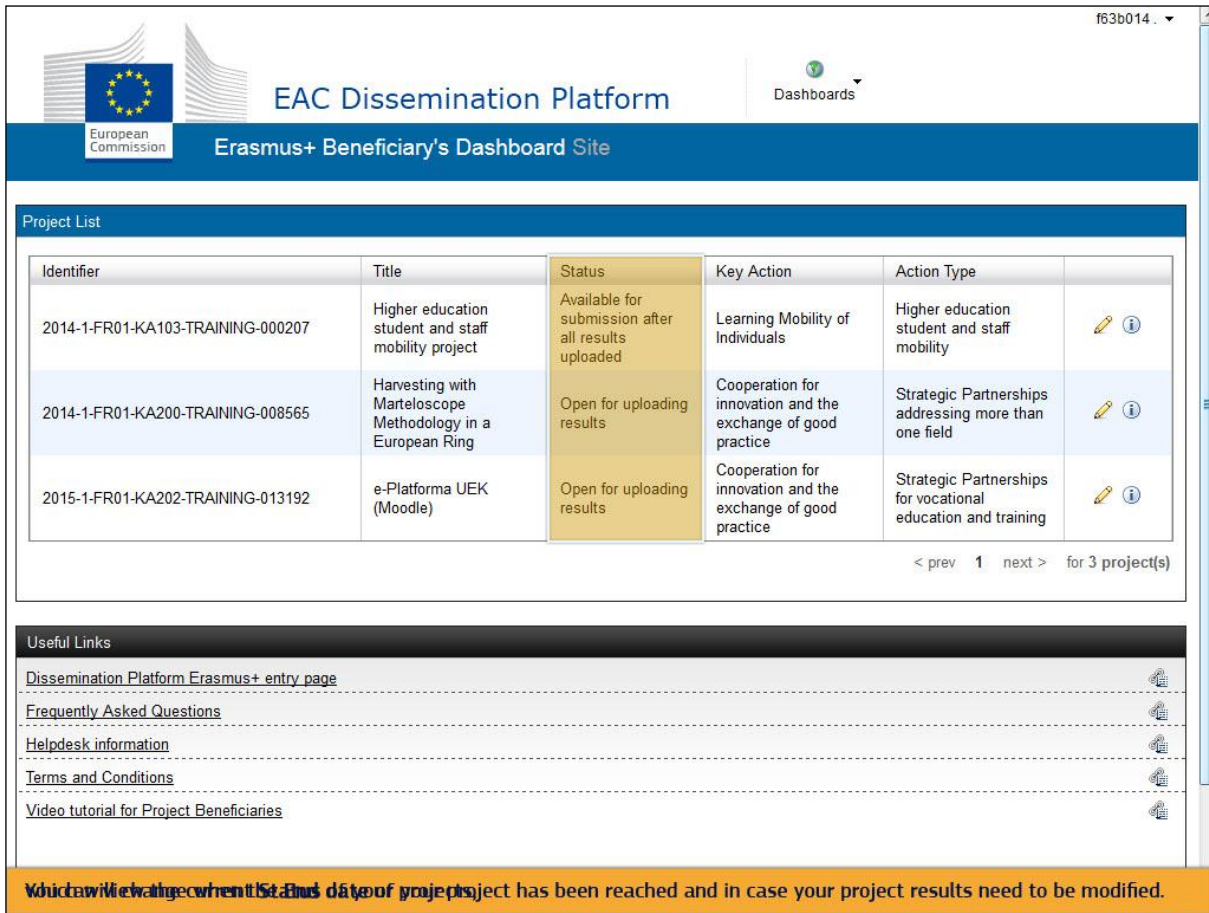
< prev 1 next > for 3 project(s)

**Useful Links**







- [Dissemination Platform Erasmus+ entry page](#)
- [Frequently Asked Questions](#)
- [Helpdesk information](#)
- [Terms and Conditions](#)
- [Video tutorial for Project Beneficiaries](#)

**This is the Beneficiary's Dashboard. Here you have the list of projects you are responsible for.**

2.9 Projektjeinek aktuális helyzetét az **Állapot (Status)** fül alatt tekintheti meg, ami a projekt zárásának időpontjában (**End date**) változni fog, ekkor tudja módosítani a projekt eredményeit is.



The screenshot shows the 'Erasmus+ Beneficiary's Dashboard Site' interface. At the top, there are logos for the European Commission and the EAC Dissemination Platform. A navigation menu includes 'Dashboards'. The main content area is titled 'Project List' and contains a table with the following data:


Identifier	Title	Status	Key Action	Action Type	
2014-1-FR01-KA103-TRAINING-000207	Higher education student and staff mobility project	Available for submission after all results uploaded	Learning Mobility of Individuals	Higher education student and staff mobility	 
2014-1-FR01-KA200-TRAINING-008565	Harvesting with Marteloscope Methodology in a European Ring	Open for uploading results	Cooperation for innovation and the exchange of good practice	Strategic Partnerships addressing more than one field	 
2015-1-FR01-KA202-TRAINING-013192	e-Platforma UEK (Moodle)	Open for uploading results	Cooperation for innovation and the exchange of good practice	Strategic Partnerships for vocational education and training	 

Below the table, there is a pagination control: '< prev 1 next > for 3 project(s)'. Underneath the table is a 'Useful Links' section with the following links:

- [Dissemination Platform Erasmus+ entry page](#)
- [Frequently Asked Questions](#)
- [Helpdesk information](#)
- [Terms and Conditions](#)
- [Video tutorial for Project Beneficiaries](#)

At the bottom of the dashboard, there is an orange banner with the text: 'You can view the current Status of projects when the End date of project has been reached and in case your project results need to be modified.'

## 2.10 Projektjének státusza így követhetővé válik.



### EAC Dissemination Platform

Erasmus+ Beneficiary's Dashboard Site

f63b014  
 Dashboards

#### Project List

Identifier	Title	Status	Key Action	Action Type	
2014-1-FR01-KA103-TRAINING-000207	Higher education student and staff mobility project	Available for submission after all results uploaded	Learning Mobility of Individuals	Higher education student and staff mobility	
2014-1-FR01-KA200-TRAINING-008565	Harvesting with Marteloscope Methodology in a European Ring	Open for uploading results	Cooperation for innovation and the exchange of good practice	Strategic Partnerships addressing more than one field	
2015-1-FR01-KA202-TRAINING-013192	e-Platforma UEK (Moodle)	Open for uploading results	Cooperation for innovation and the exchange of good practice	Strategic Partnerships for vocational education and training	


< prev **1** next > for 3 project(s)

#### Useful Links

- [Dissemination Platform Erasmus+ entry page](#)
- [Frequently Asked Questions](#)
- [Helpdesk information](#)
- [Terms and Conditions](#)
- [Video tutorial for Project Beneficiaries](#)

**Thus, it will help you to follow the state of your project.**

2.11 A projekt státuszánál a lezárás időpontjáig (**End date**) Eredmények feltöltése lehetséges (**Open for uploading results**) felirat lesz látható.









European Commission

## EAC Dissemination Platform

Erasmus+ Beneficiary's Dashboard Site






f63b014  
Dashboards

**Project List**

Identifier	Title	Status	Key Action	Action Type	
2014-1-FR01-KA103-TRAINING-000207	Higher education student and staff mobility project	Available for submission after all results uploaded	Learning Mobility of Individuals	Higher education student and staff mobility	 
2014-1-FR01-KA200-TRAINING-008565	Harvesting with Marteloscope Methodology in a European Ring	Open for uploading results	Cooperation for innovation and the exchange of good practice	Strategic Partnerships addressing more than one field	 
2015-1-FR01-KA202-TRAINING-013192	e-Platforma UEK (Moodle)	Open for uploading results	Cooperation for innovation and the exchange of good practice	Strategic Partnerships for vocational education and training	 


< prev 1 next > for 3 project(s)

**Useful Links**

- [Dissemination Platform Erasmus+ entry page](#) 
- [Frequently Asked Questions](#) 
- [Helpdesk information](#) 
- [Terms and Conditions](#) 
- [Video tutorial for Project Beneficiaries](#) 

**Until the End date of your project, the status will be Open for uploading results.**

2.12 A projekt adatlapjának módosításához kattintson a Szerkesztés (**Edit**) gombra.









## EAC Dissemination Platform

Erasmus+ Beneficiary's Dashboard Site






f63b014  
 Dashboards

**Project List**

Identifier	Title	Status	Key Action	Action Type	
2014-1-FR01-KA200-TRAINING-008565	Harvesting with Marteloscope Methodology in a European Ring	Open for uploading results	Cooperation for innovation and the exchange of good practice	Strategic Partnerships addressing more than one field	 
2014-1-FR01-KA103-TRAINING-000207	Higher education student and staff mobility project	Available for submission after all results uploaded	Learning Mobility of Individuals	Higher education student and staff mobility	 
2015-1-FR01-KA202-TRAINING-013192	e-Platforma UEK (Moodle)	Open for uploading results	Cooperation for innovation and the exchange of good practice	Strategic Partnerships for vocational education and training	 

< prev 1 next > for 3 project(s)

**Useful Links**


- [Dissemination Platform Erasmus+ entry page](#) 
- [Frequently Asked Questions](#) 
- [Helpdesk information](#) 
- [Terms and Conditions](#) 
- [Video tutorial for Project Beneficiaries](#) 

**In order to edit the project card click on the Edit icon.**



## 2.13 Most már kiegészítheti a projektje adatlapját.

f63b014

 EAC Dissemination Platform Dashboards

### Project Information


**Project Details** | Results

Project Number: \*  
2015-1-FR01-KA202-TRAINING-013192

Title:  
e-Platforma UEK (Moodle)

End date:  
1/9/2017  
DD/MM/YYYY

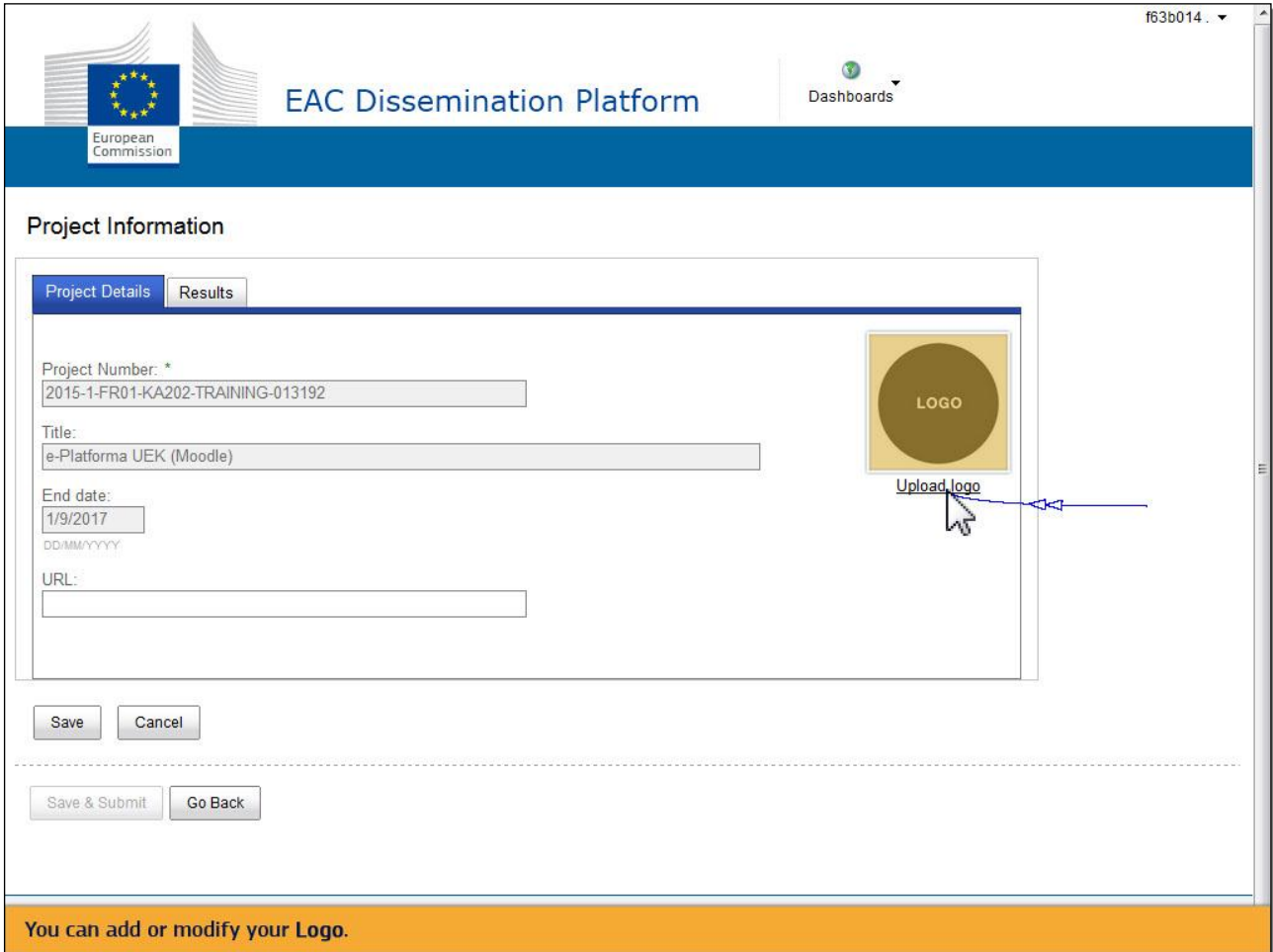
URL:

  
[Upload logo](#)

---

You are now ready to complete your project card.

## 2.14 Feltöltheti vagy módosíthatja a projekt logóját (**Logo**).



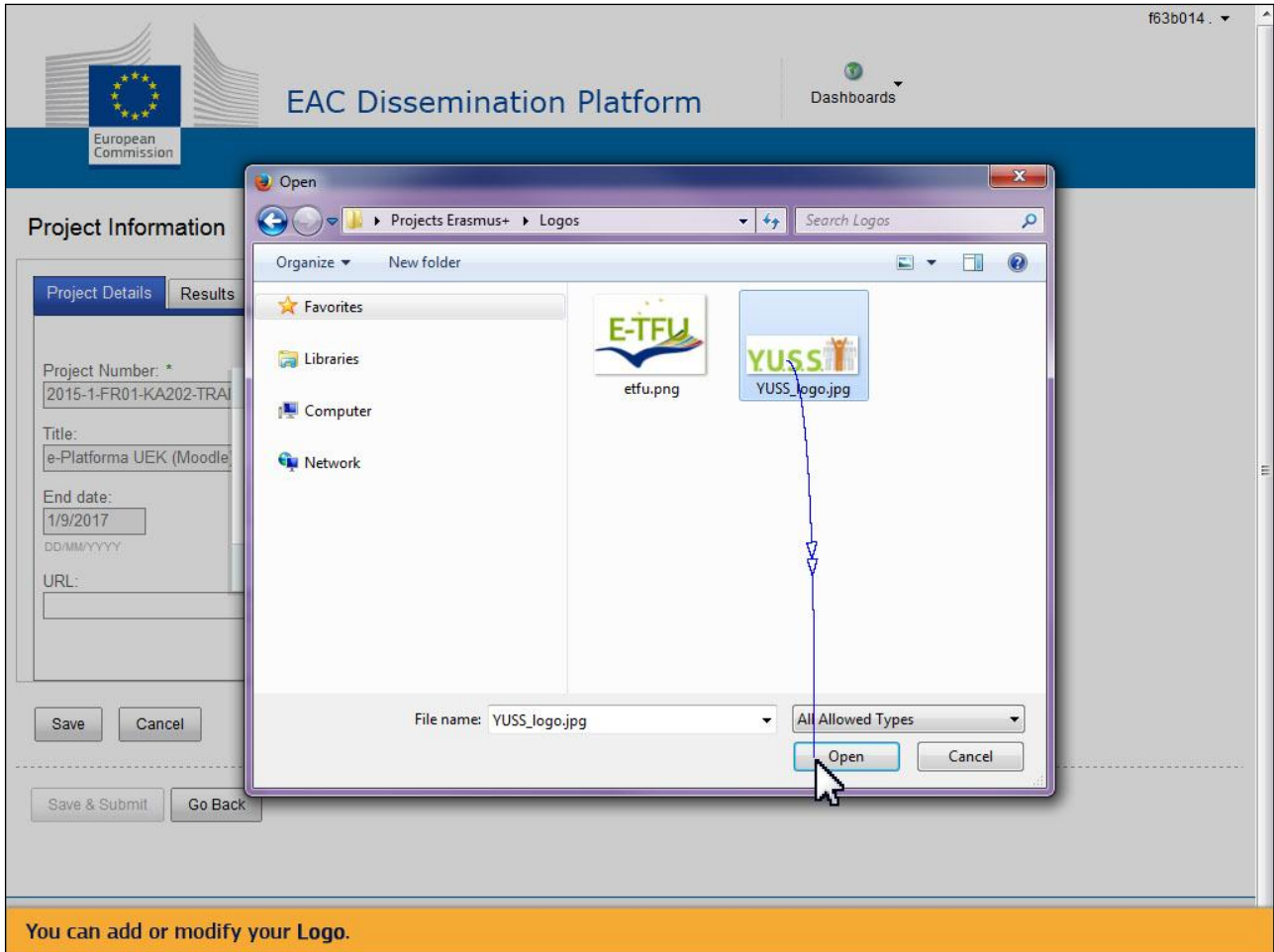
The screenshot shows the 'EAC Dissemination Platform' interface. The top navigation bar includes the European Commission logo and the text 'EAC Dissemination Platform'. A 'Dashboards' menu is visible on the right. The main content area is titled 'Project Information' and contains two tabs: 'Project Details' (selected) and 'Results'. The 'Project Details' tab shows a form with the following fields:

- Project Number: \* (2015-1-FR01-KA202-TRAINING-013192)
- Title: (e-Platforma UEK (Moodle))
- End date: (1/9/2017) with a date format indicator DD/MM/YYYY
- URL: (empty)

To the right of the form is a placeholder for a logo, represented by a square with a circle inside and the word 'LOGO'. Below the placeholder is a link labeled 'Upload logo' with a mouse cursor pointing to it. At the bottom of the form are buttons for 'Save', 'Cancel', 'Save & Submit', and 'Go Back'. A blue arrow points from the right side of the page towards the 'Upload logo' link.

**You can add or modify your Logo.**

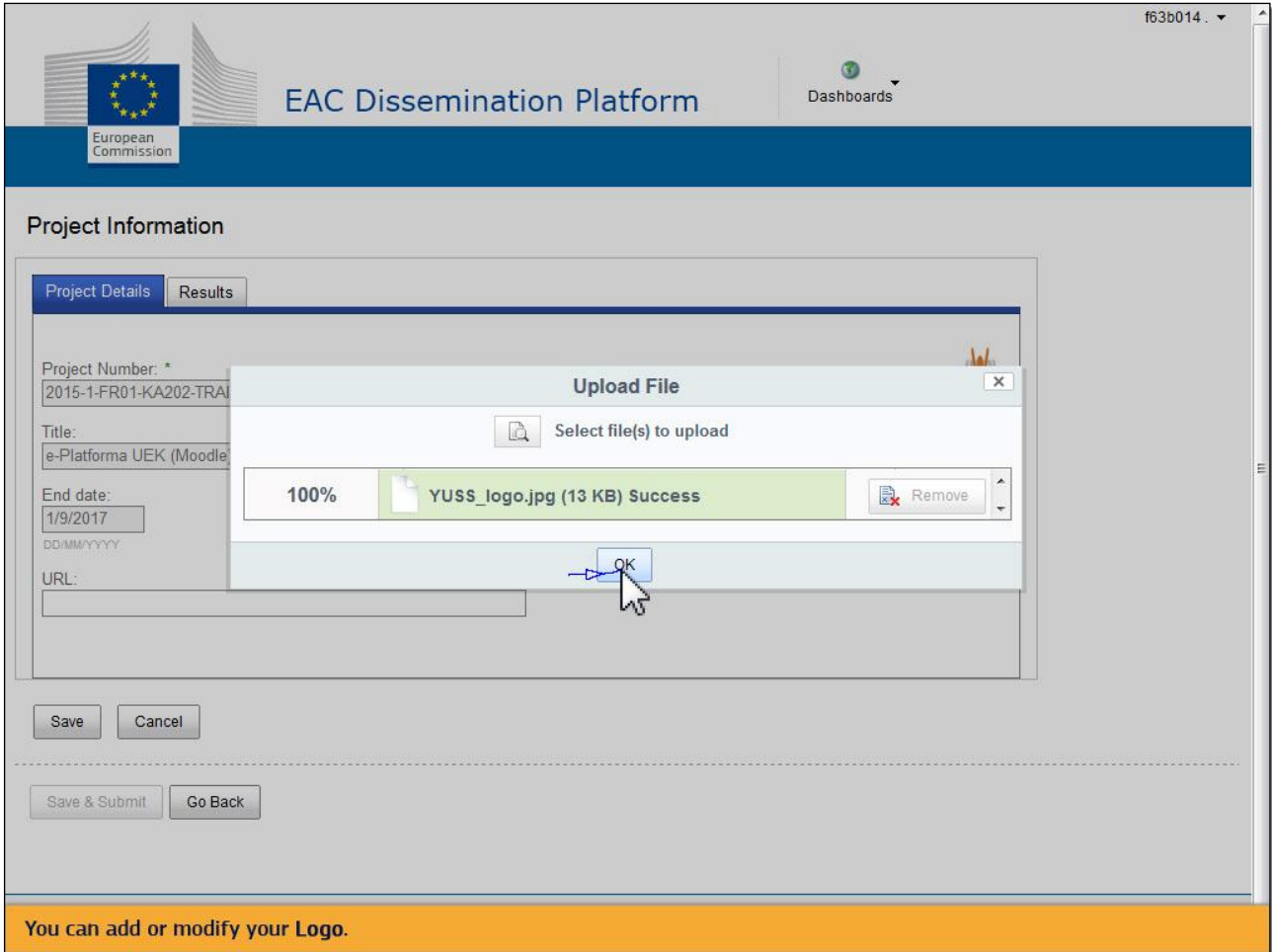
2.15 Akárcsak egy hagyományos honlap, blog vagy e-mailcsatolmány esetében, az **OPEN** gombbal kiválaszthatja és feltöltheti a fájlt.



The screenshot displays the EAC Dissemination Platform interface. The main content area is titled "Project Information" and includes fields for "Project Number" (2015-1-FR01-KA202-TRA), "Title" (e-Platforma UEK (Moodle)), and "End date" (1/9/2017). A file upload dialog box is open, showing the "Logos" folder containing two files: "etfu.png" and "YUSS\_logo.jpg". The "YUSS\_logo.jpg" file is selected, and the "Open" button is highlighted by the mouse cursor. The dialog box also shows the file name "YUSS\_logo.jpg" and the file type "All Allowed Types".

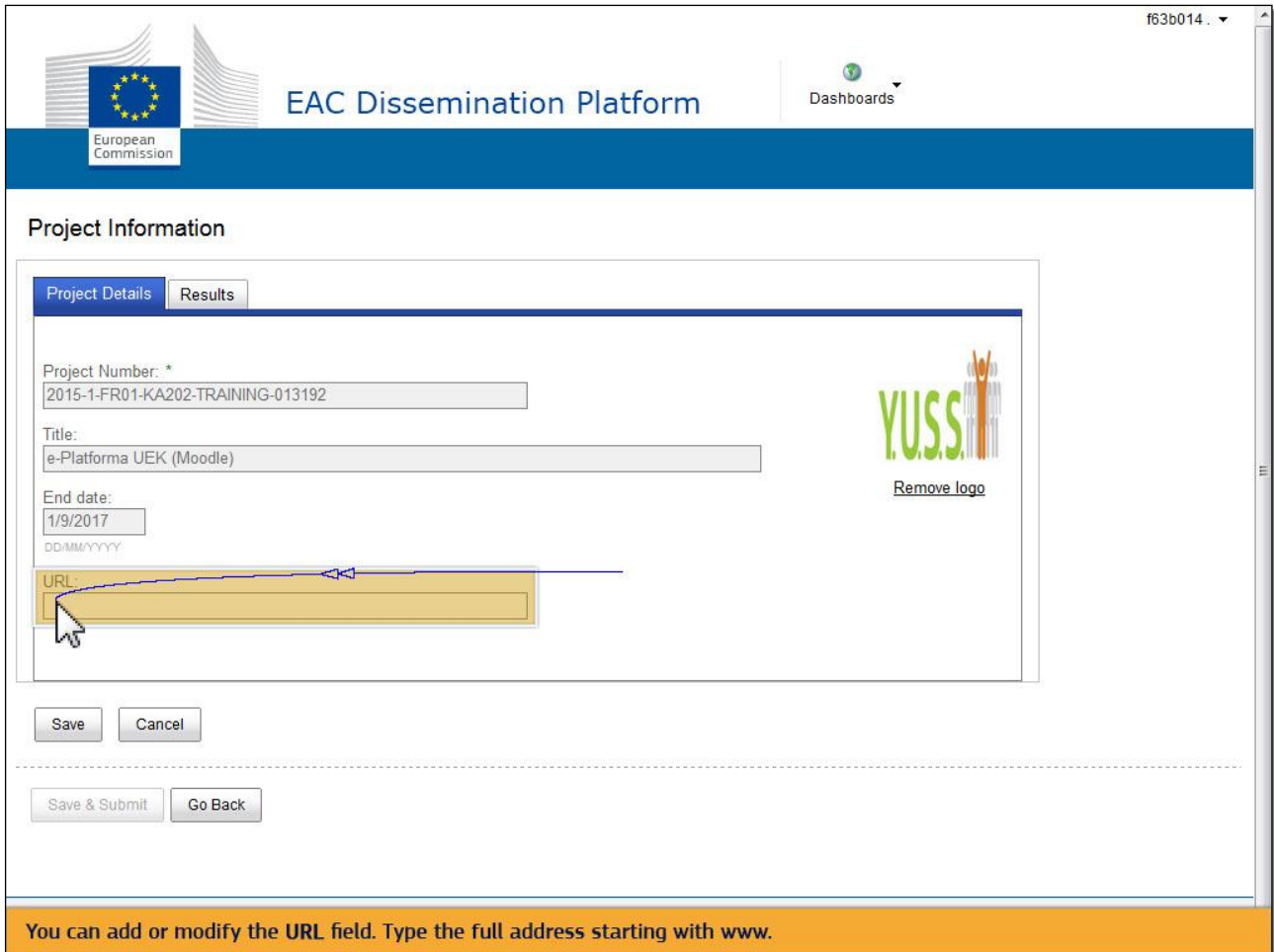
**You can add or modify your Logo.**

2.16 Ha feltöltötte a fájlt, kattintson az **OK** gombra. A rendszer jelzi a sikeres feltöltést.



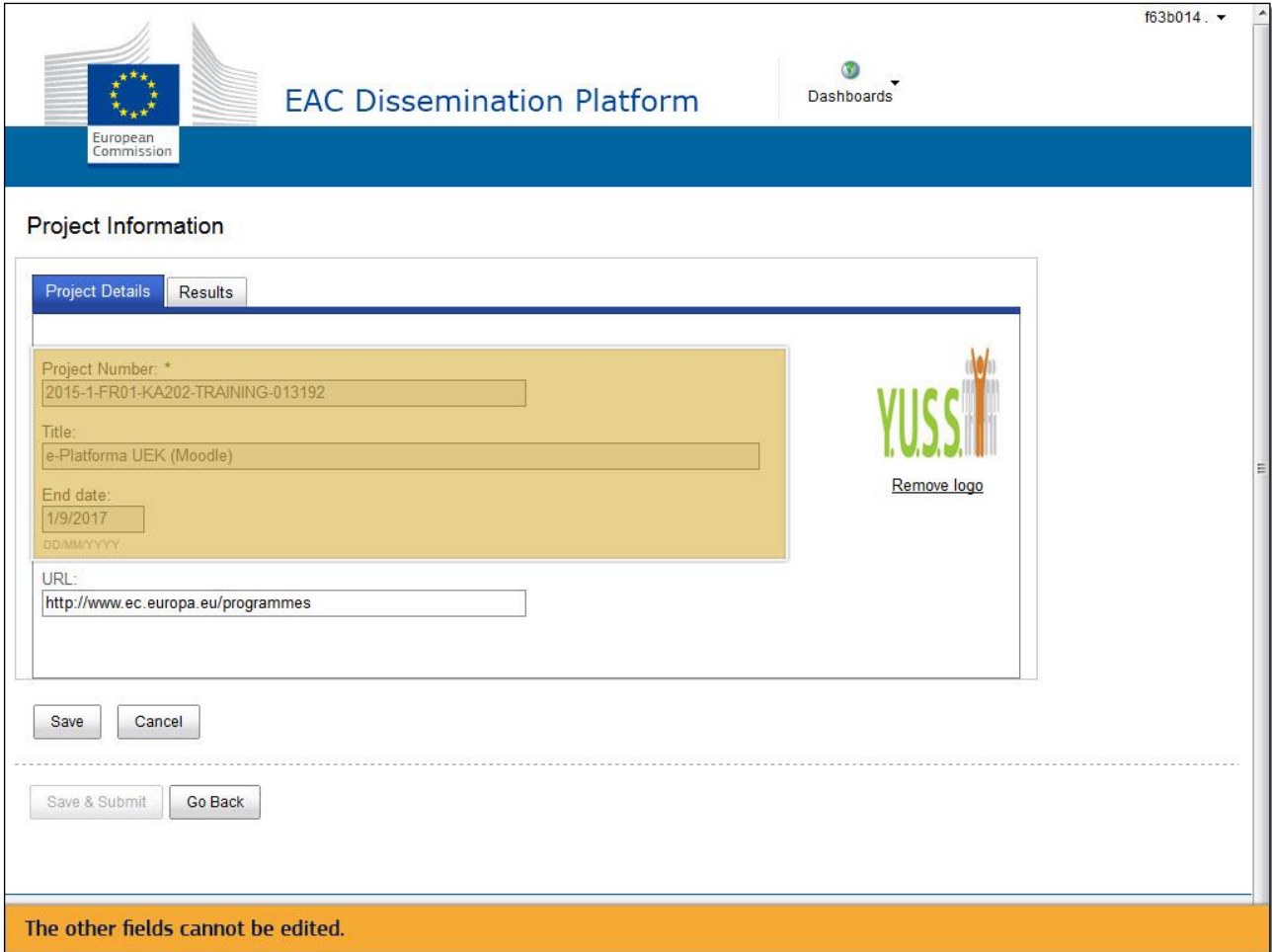
The screenshot displays the EAC Dissemination Platform interface. At the top, there is a header with the European Commission logo and the text "EAC Dissemination Platform". Below this, the "Project Information" section is visible, with tabs for "Project Details" and "Results". The "Project Details" tab is active, showing fields for "Project Number" (2015-1-FR01-KA202-TRA), "Title" (e-Platforma UEK (Moodle)), "End date" (1/9/2017), and "URL". An "Upload File" dialog box is overlaid on the page, showing a progress bar at 100% and a message: "YUSS\_logo.jpg (13 KB) Success". A mouse cursor is pointing at the "OK" button in the dialog box. Below the dialog box, there are "Save" and "Cancel" buttons, and further down, "Save & Submit" and "Go Back" buttons. At the bottom of the page, there is a yellow banner with the text: "You can add or modify your Logo."

2.17 Megadhatja vagy módosíthatja a weboldaluk elérhetőségét (URL). A címet mindig www-vel kezdje.



The screenshot shows the 'EAC Dissemination Platform' interface. At the top, there is a header with the European Commission logo and the text 'EAC Dissemination Platform'. Below this is a 'Project Information' section with two tabs: 'Project Details' (selected) and 'Results'. The form contains several fields: 'Project Number: \*' with the value '2015-1-FR01-KA202-TRAINING-013192', 'Title:' with 'e-Platforma UEK (Moodle)', 'End date:' with '1/9/2017' (format DD/MM/YYYY), and 'URL:' which is highlighted in yellow and has a mouse cursor pointing to it. To the right of the form is a 'Y.U.S.S.' logo with a 'Remove logo' link. At the bottom of the form are 'Save' and 'Cancel' buttons. Below the form are 'Save & Submit' and 'Go Back' buttons. An orange banner at the bottom of the page reads: 'You can add or modify the URL field. Type the full address starting with www.'

2.18 A többi mező (a projekt száma, címe, a projekt befejezésének dátuma) nem szerkeszthető, ezek az adatok automaikusán kerülnek feltöltésre a rendszerbe.

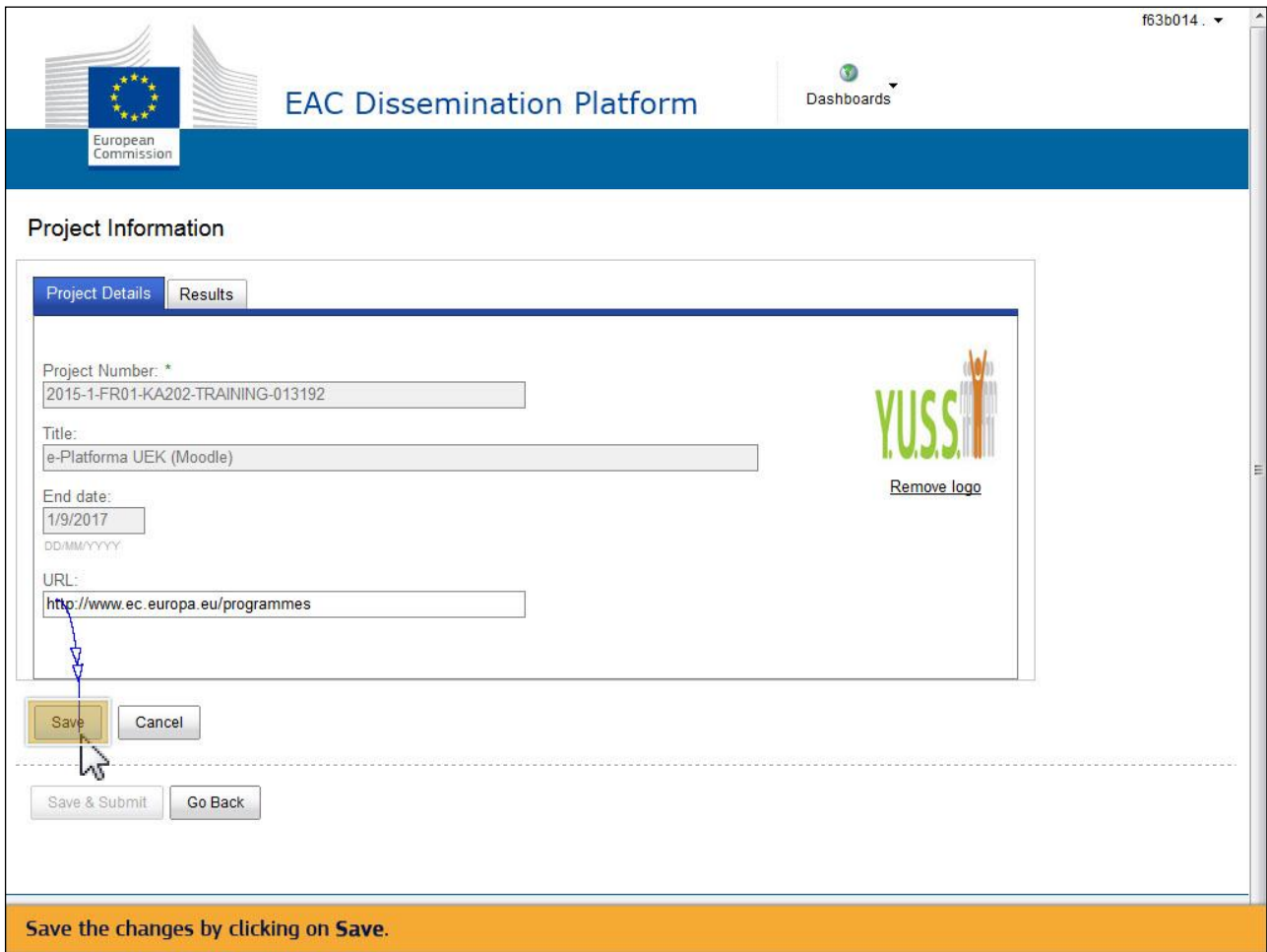


The screenshot shows the 'EAC Dissemination Platform' interface. At the top, there is a header with the European Commission logo and the text 'EAC Dissemination Platform'. Below this, the 'Project Information' section is visible. It contains a form with the following fields:

- Project Number:** \* 2015-1-FR01-KA202-TRAINING-013192
- Title:** e-Platforma UEK (Moodle)
- End date:** 1/9/2017 (format: DD/MM/YYYY)
- URL:** http://www.ec.europa.eu/programmes

There is also a 'Y.U.S.S.' logo with a 'Remove logo' link next to it. At the bottom of the form, there are buttons for 'Save', 'Cancel', 'Save & Submit', and 'Go Back'. A yellow banner at the bottom of the page states: 'The other fields cannot be edited.'

2.19 A változtatásokat a Mentés (**Save**) gombra kattintva érvényesítheti.



Project Information

Project Details Results

Project Number: \*  
2015-1-FR01-KA202-TRAINING-013192

Title:  
e-Platforma UEK (Moodle)

End date:  
1/9/2017  
DD/MM/YYYY

URL:  
http://www.ec.europa.eu/programmes

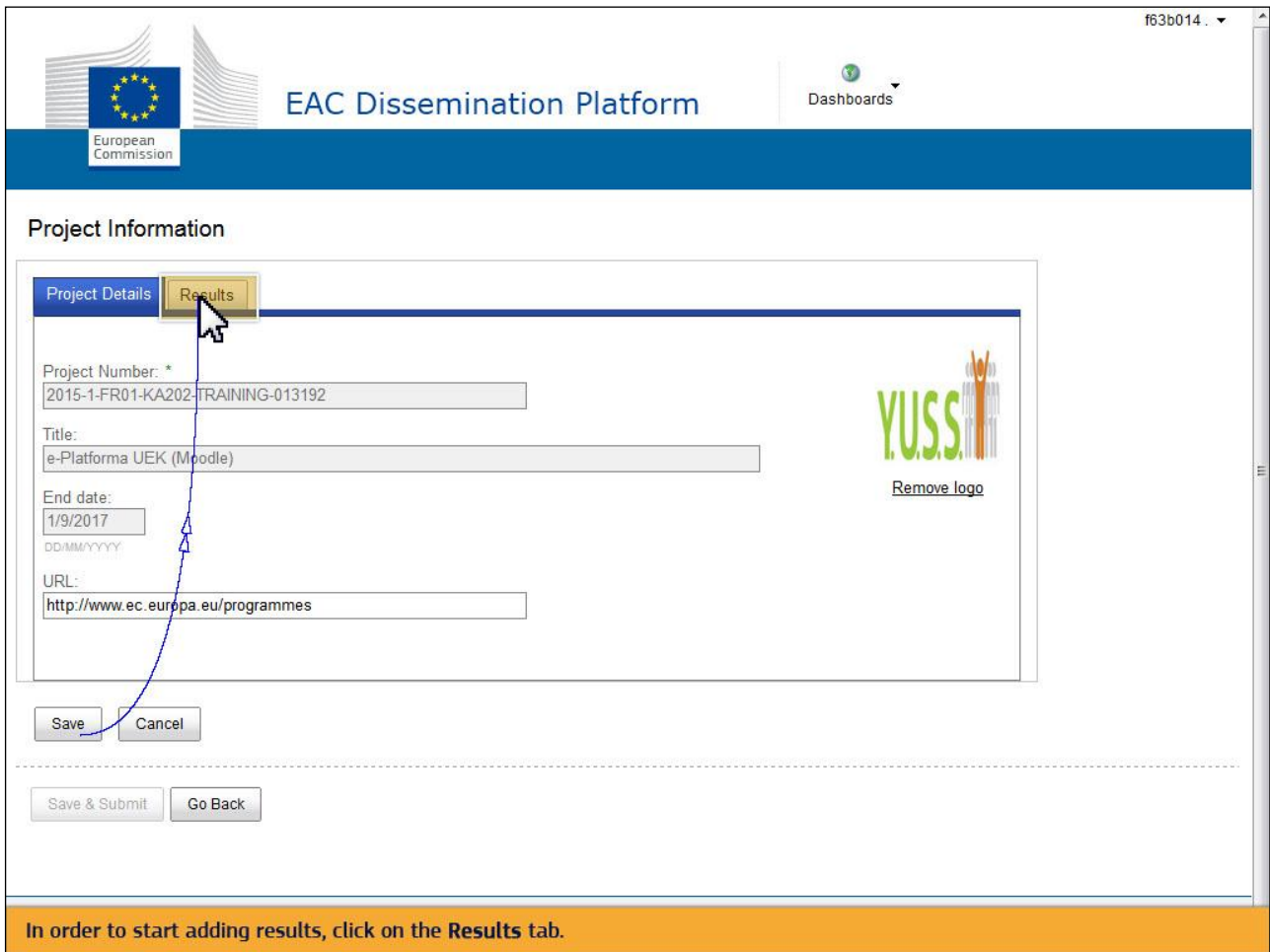
Remove logo

Save Cancel

Save & Submit Go Back

Save the changes by clicking on Save.

3. Eredmények hozzáadásához kattintson az Eredmények (**Results**) fülre.



European Commission

EAC Dissemination Platform

Dashboards

Project Information

Project Details Results

Project Number: \*  
2015-1-FR01-KA202-TRAINING-013192

Title:  
e-Platforma UEK (Moodle)

End date:  
1/9/2017  
DD/MM/YYYY

URL:  
http://www.ec.europa.eu/programmes

Remove logo

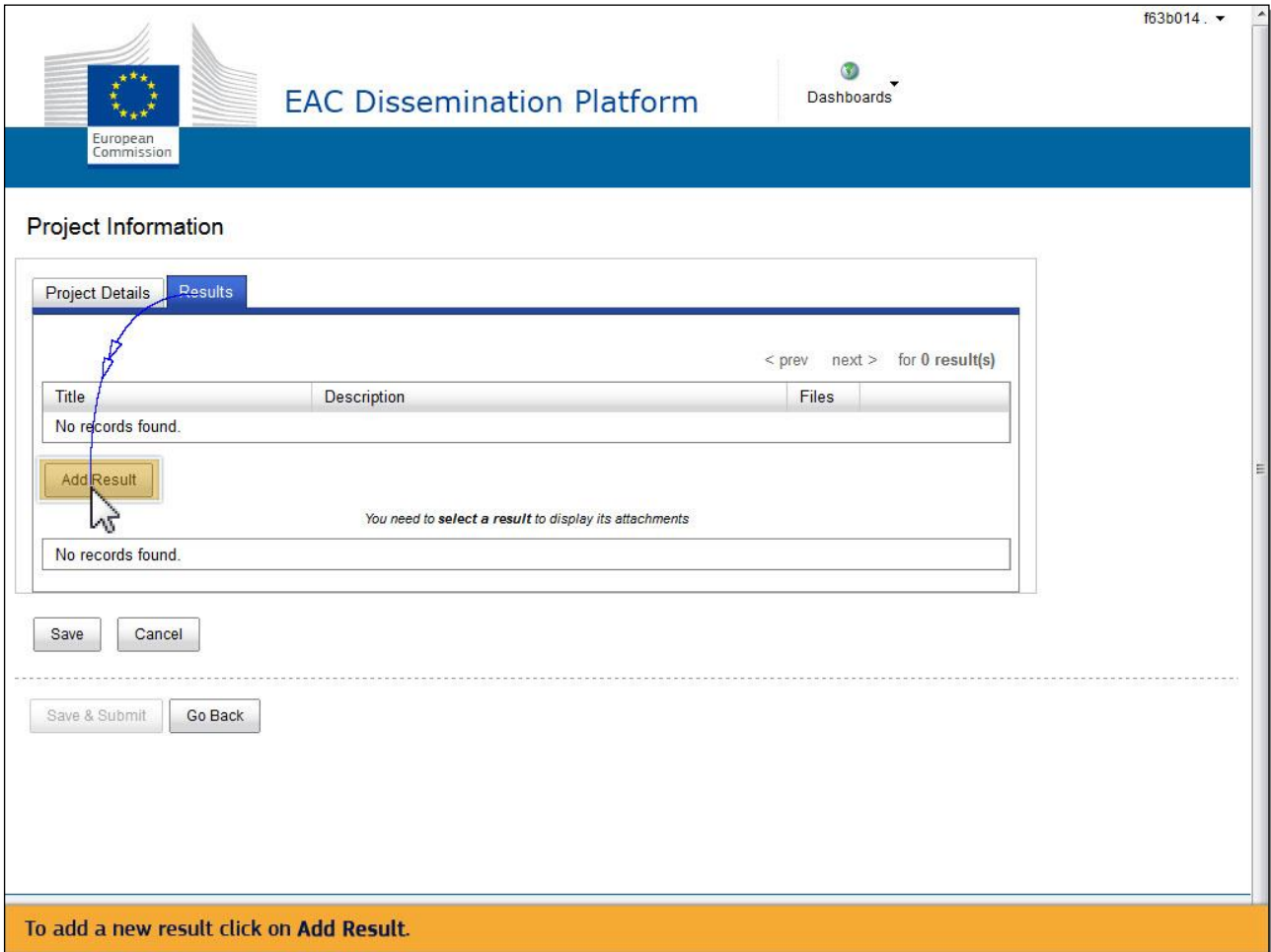
Save Cancel

Save & Submit Go Back

In order to start adding results, click on the **Results** tab.



3.1 Új eredmény feltöltéséhez kattintson az Eredmény hozzáadása (**Add Result**) gombra.



The screenshot displays the EAC Dissemination Platform interface. At the top, there is a header with the European Commission logo and the text "EAC Dissemination Platform". A user ID "f63b014" is visible in the top right corner. Below the header, the "Project Information" section is active, with the "Results" tab selected. The results table is empty, showing "No records found." and a message: "You need to select a result to display its attachments". A blue arrow points to the "Add Result" button. At the bottom of the interface, a yellow banner contains the text: "To add a new result click on **Add Result**."

Project Information

Project Details Results

< prev next > for 0 result(s)

Title	Description	Files
No records found.		

Add Result

You need to select a result to display its attachments

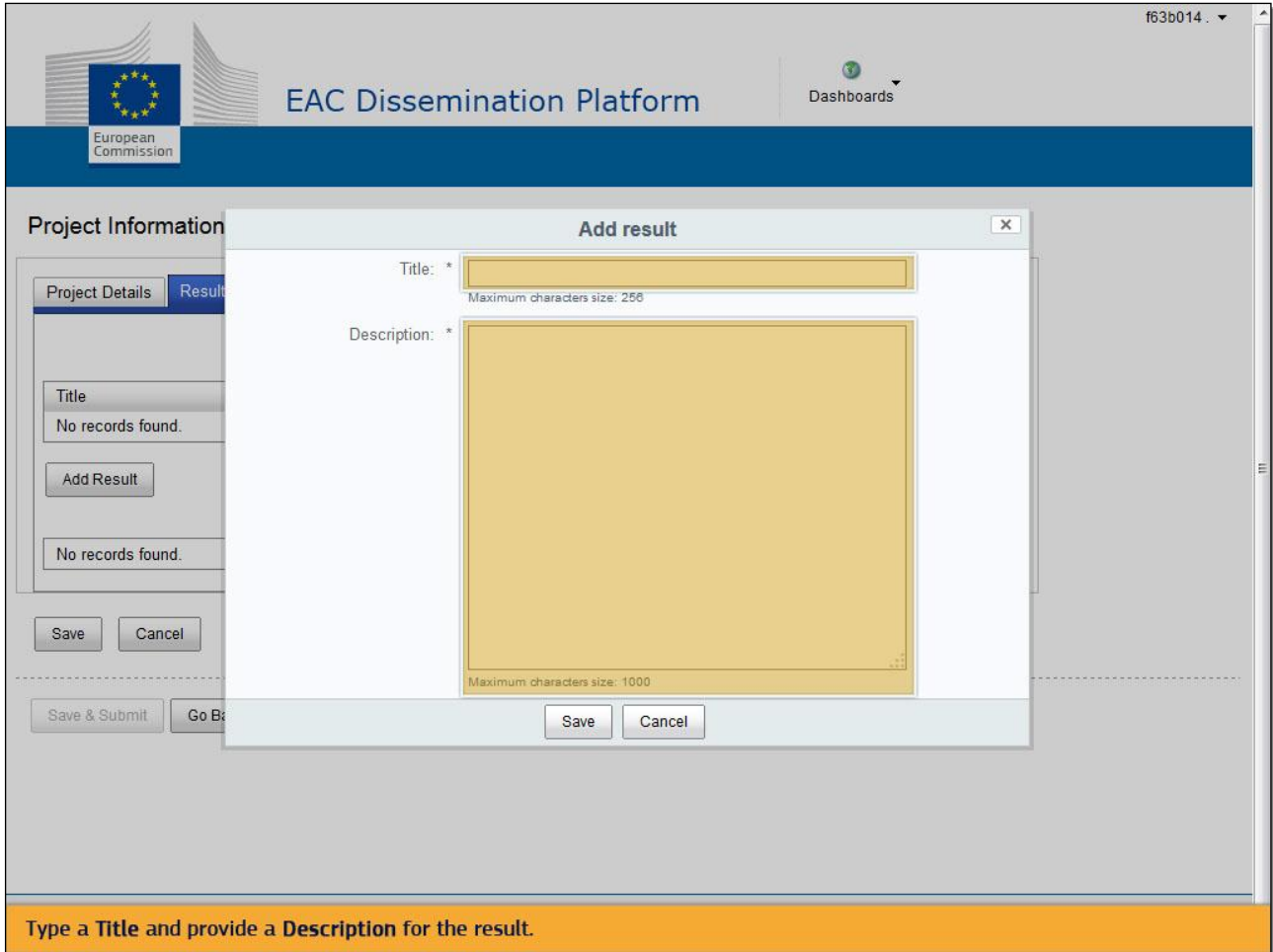
No records found.

Save Cancel

Save & Submit Go Back

To add a new result click on **Add Result**.

3.2 Gépelje be az eredmény megnevezését (**Title**) és leírását (**Description**). Kérjük, hogy a kitöltéskor minden esetben **angol nyelven** vigye fel a szövegeket!



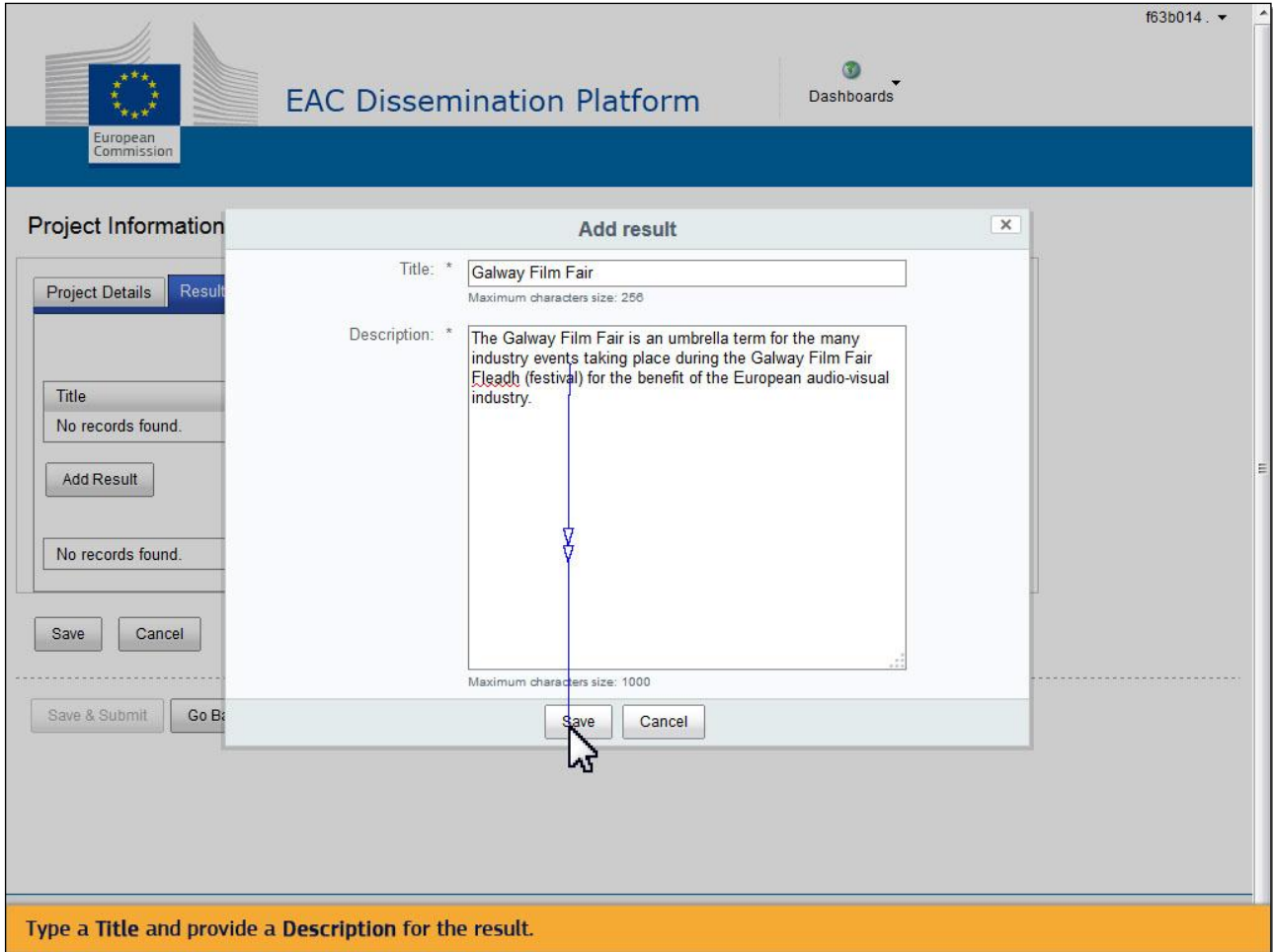
The screenshot shows the 'EAC Dissemination Platform' interface. A modal window titled 'Add result' is open, containing the following fields:

- Title:** A text input field with a maximum character size of 256.
- Description:** A large text area with a maximum character size of 1000.

Below the form, there are 'Save' and 'Cancel' buttons. The background interface shows 'Project Information' with tabs for 'Project Details' and 'Results'. A message at the bottom of the page reads: "Type a Title and provide a Description for the result."



3.3 Gépélje be az eredmény megnevezését (**Title**) és leírását (**Description**), majd kattintson a Mentés (**Save**) gombra.



Project Information

Add result

Title: \* Galway Film Fair  
Maximum characters size: 256

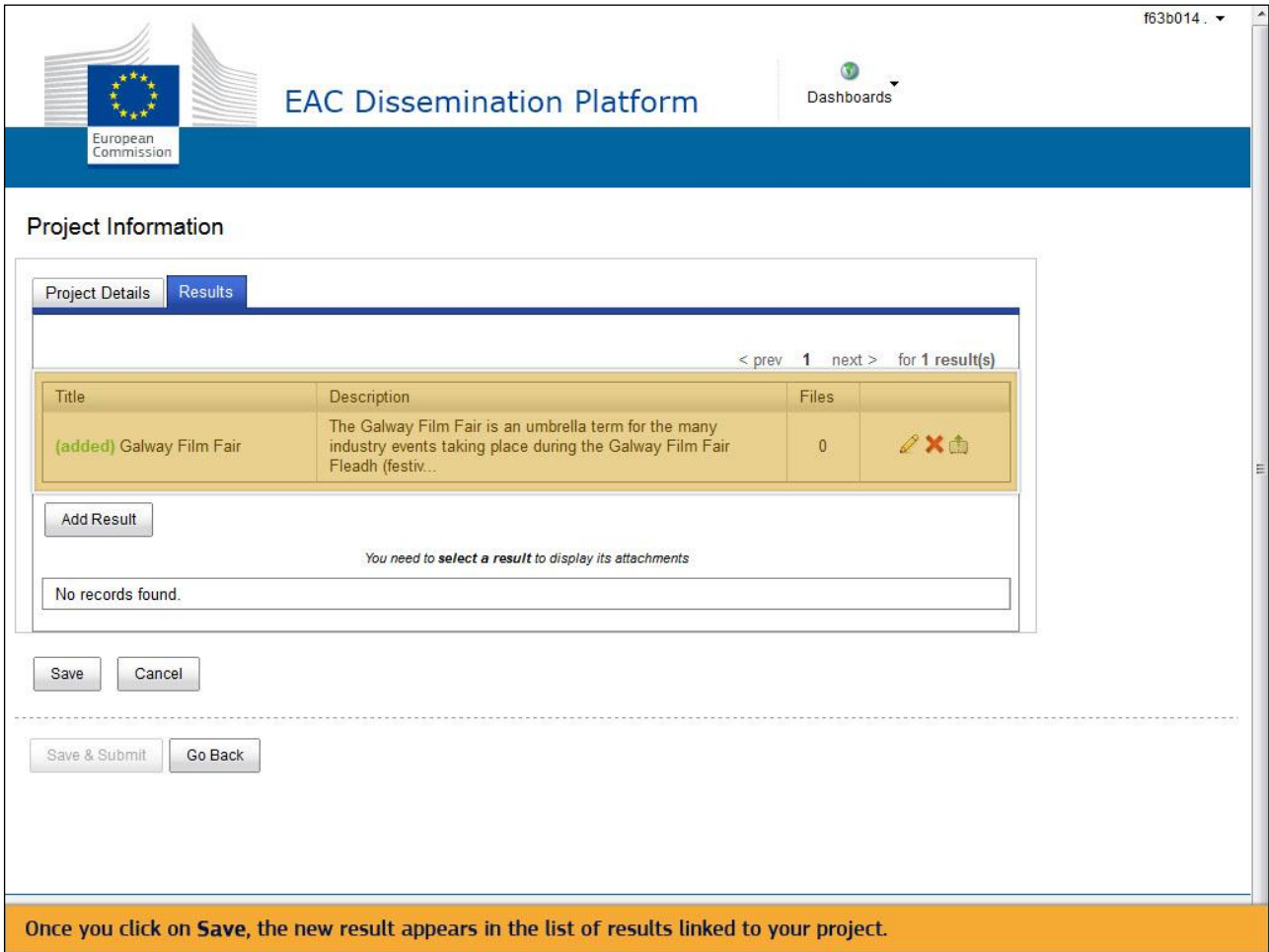
Description: \* The Galway Film Fair is an umbrella term for the many industry events taking place during the Galway Film Fair Eleafh (festival) for the benefit of the European audio-visual industry.  
Maximum characters size: 1000

Save Cancel

Save & Submit Go Back Save Cancel

Type a Title and provide a Description for the result.

### 3.4 Mentés után az új eredmény megjelenik a listában.



The screenshot shows the EAC Dissemination Platform interface. At the top, there is a header with the European Commission logo and the text "EAC Dissemination Platform". A user ID "f63b014" is visible in the top right corner. Below the header, there is a "Project Information" section with two tabs: "Project Details" and "Results". The "Results" tab is active, showing a table with one result. The table has columns for "Title", "Description", and "Files". The result is titled "(added) Galway Film Fair" and has 0 files. Below the table, there is an "Add Result" button and a message: "You need to select a result to display its attachments". At the bottom of the interface, there are buttons for "Save", "Cancel", "Save & Submit", and "Go Back".

Project Information

Project Details Results

< prev 1 next > for 1 result(s)

Title	Description	Files
(added) Galway Film Fair	The Galway Film Fair is an umbrella term for the many industry events taking place during the Galway Film Fair Fleadh (festiv...	0

Add Result

You need to select a result to display its attachments

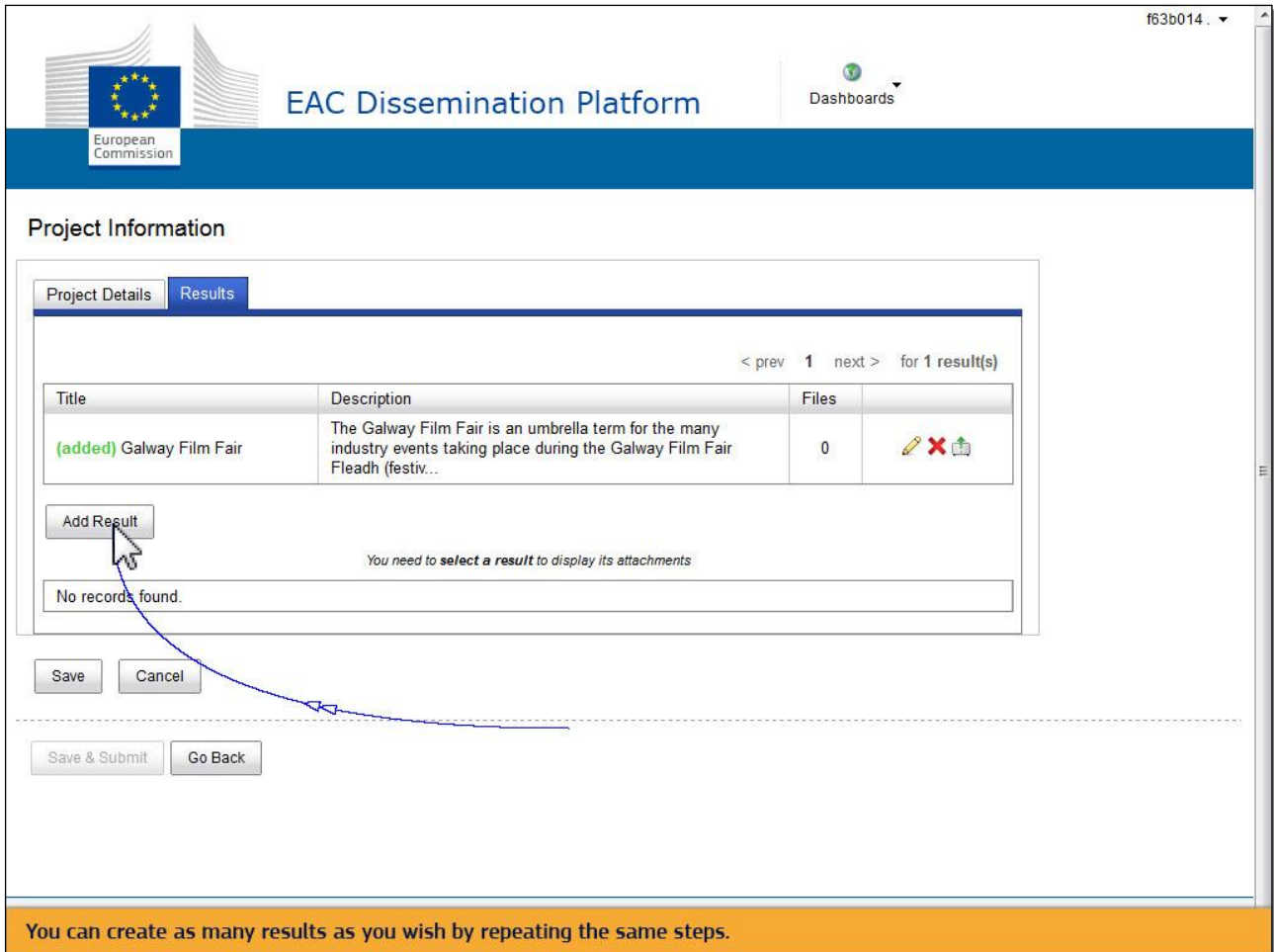
No records found.

Save Cancel

Save & Submit Go Back

Once you click on **Save**, the new result appears in the list of results linked to your project.

3.5 A lépések megismétlésével tetszőleges számú eredményt vihet fel az **Add Result** gombra kattintva.



European Commission




EAC Dissemination Platform

Dashboards

### Project Information

Project Details Results

< prev 1 next > for 1 result(s)

Title	Description	Files	
(added) Galway Film Fair	The Galway Film Fair is an umbrella term for the many industry events taking place during the Galway Film Fair Fleadh (festiv...	0	  

Add Result

*You need to select a result to display its attachments*

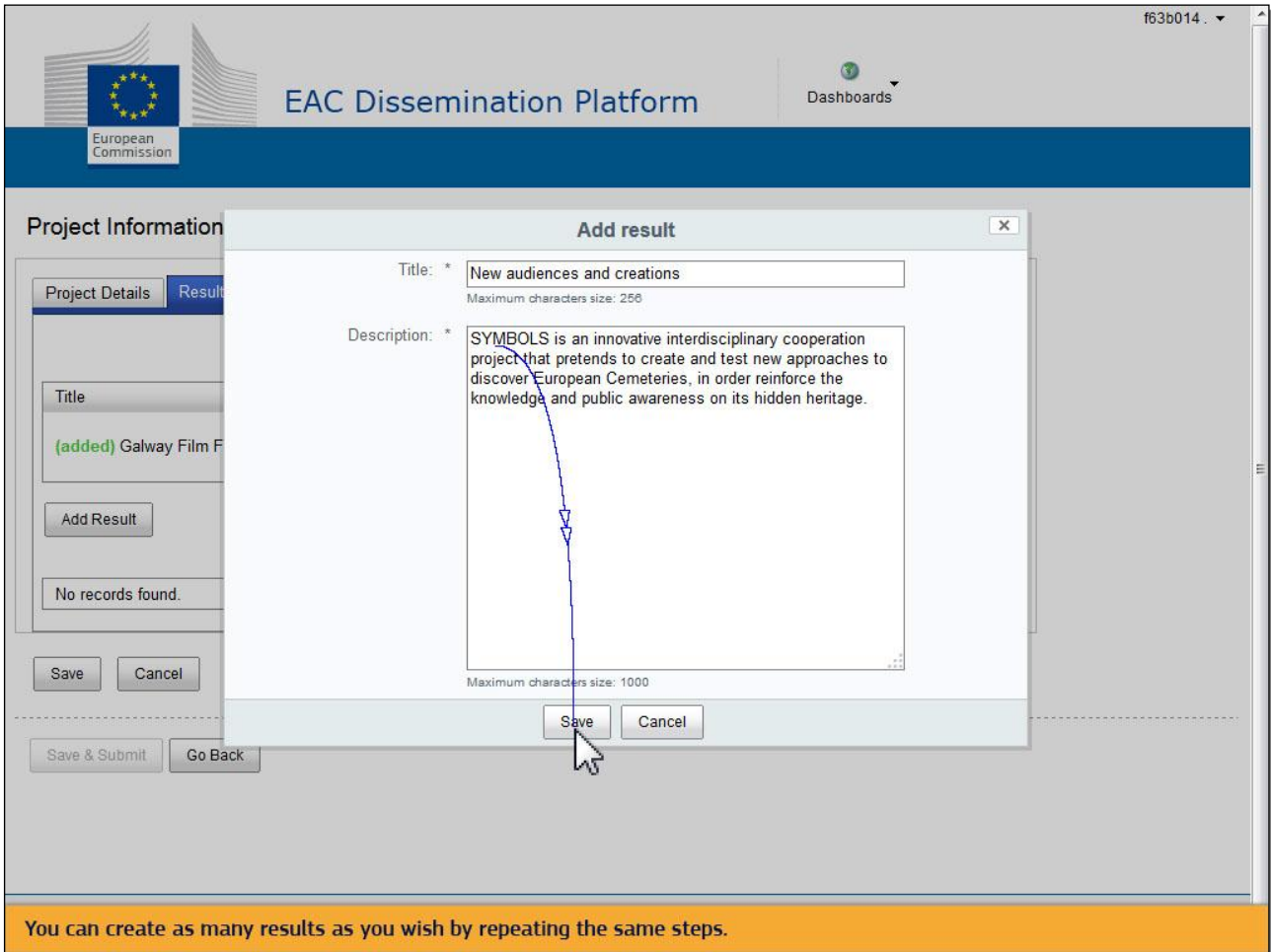
No records found.

Save Cancel

Save & Submit Go Back

You can create as many results as you wish by repeating the same steps.


3.6 Az új eredményeket a Mentés (**Save**) gombra kattintva tudja elmenteni.



The screenshot displays the EAC Dissemination Platform interface. A modal window titled "Add result" is open, allowing the user to enter project details. The "Title" field contains "New audiences and creations" (256 characters limit). The "Description" field contains "SYMBOLS is an innovative interdisciplinary cooperation project that pretends to create and test new approaches to discover European Cemeteries, in order reinforce the knowledge and public awareness on its hidden heritage." (1000 characters limit). A mouse cursor is clicking the "Save" button. In the background, the "Project Information" section is visible, showing a list of results with one entry: "(added) Galway Film F".

You can create as many results as you wish by repeating the same steps.

3.7 Az eredményeket inentől kezdve **szerkesztheti, törölheti** vagy **csatolt fájlokat** adhat hozzájuk, a megfelelő ikonokra kattintva.



## EAC Dissemination Platform

f63b014  
Dashboards

---

### Project Information

Project Details Results

Title	Description	Files	
(added) Galway Film Fair	The Galway Film Fair is an umbrella term for the many industry events taking place during the Galway Film Fair Fleadh (festiv...	0	<span style="font-size: 1.2em;">✎</span> <span style="font-size: 1.2em;">✖</span> <span style="font-size: 1.2em;">📎</span>
(added) New audiences and creations	SYMBOLS is an innovative interdisciplinary cooperation project that pretends to create and test new approaches to discover Eu...	0	<span style="font-size: 1.2em;">✎</span> <span style="font-size: 1.2em;">✖</span> <span style="font-size: 1.2em;">📎</span>

< prev **1** next > for 2 result(s)

You need to **select a result** to display its attachments

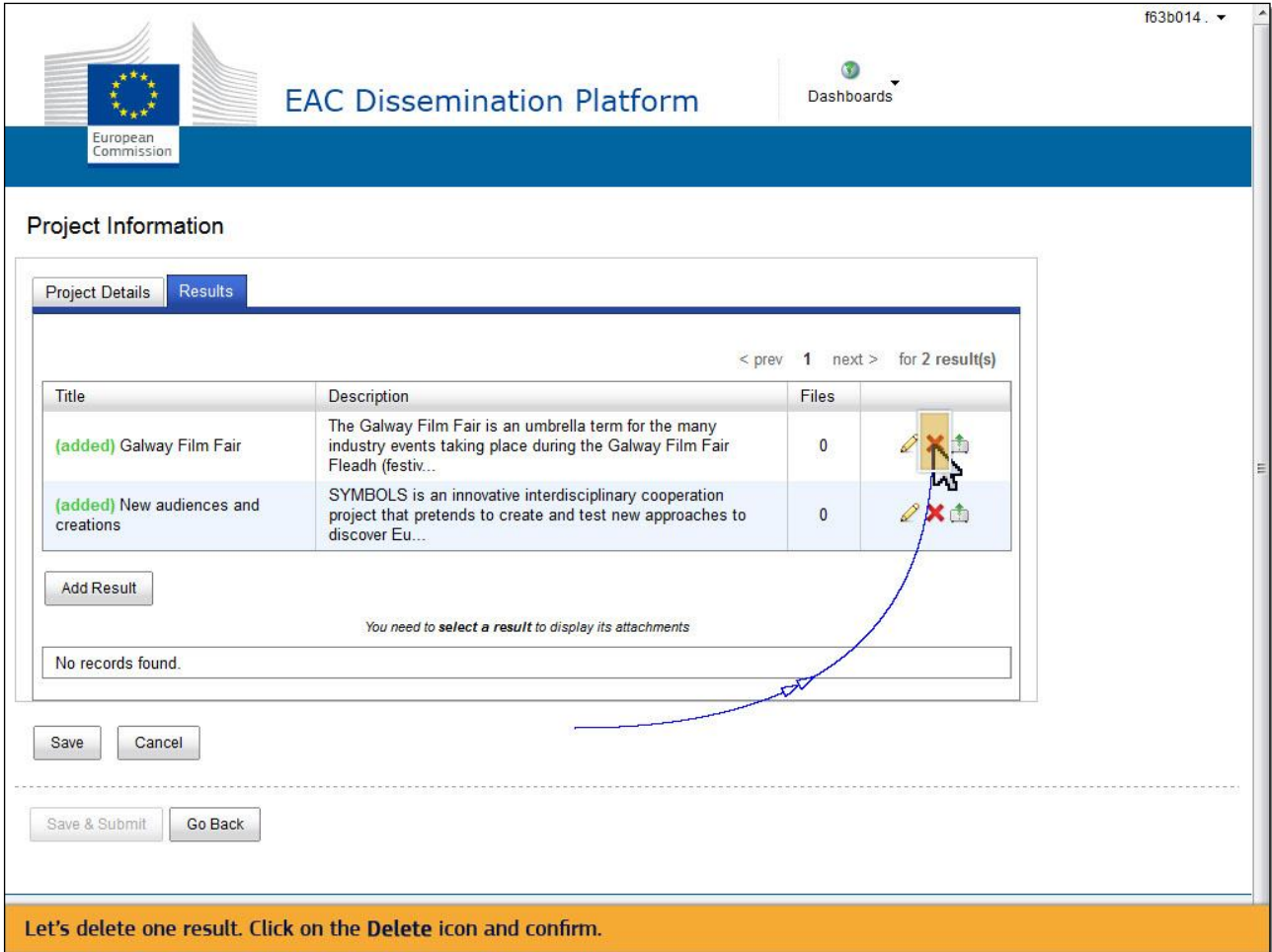
No records found.

---







You are now able to perform three different actions on each result such as edit, delete and attach files by clicking on the icons.



3.8 Hogyan tud törölni egy eredményt? Kattintson a piros X gombra. Ha az eredményt törölte, többet nem jelenik meg a listában.



The screenshot shows the EAC Dissemination Platform interface. At the top, there is a header with the European Commission logo and the text "EAC Dissemination Platform". Below this, there is a "Project Information" section with two tabs: "Project Details" and "Results". The "Results" tab is active, displaying a table of project results. The table has four columns: "Title", "Description", "Files", and an action column. There are two rows of results, both marked as "(added)". The first row is "Galway Film Fair" and the second is "New audiences and creations". Both rows have "0" files. In the action column, there are icons for edit, delete (a red X), and add. A blue arrow points from the red X icon in the first row to the "No records found." message below the table. Below the table, there is a "Save" button and a "Cancel" button. At the bottom of the interface, there are "Save & Submit" and "Go Back" buttons. An orange banner at the bottom of the screenshot contains the text: "Let's delete one result. Click on the Delete icon and confirm."

Title	Description	Files	
(added) Galway Film Fair	The Galway Film Fair is an umbrella term for the many industry events taking place during the Galway Film Fair Fleadh (festiv...	0	  
(added) New audiences and creations	SYMBOLS is an innovative interdisciplinary cooperation project that pretends to create and test new approaches to discover Eu...	0	  

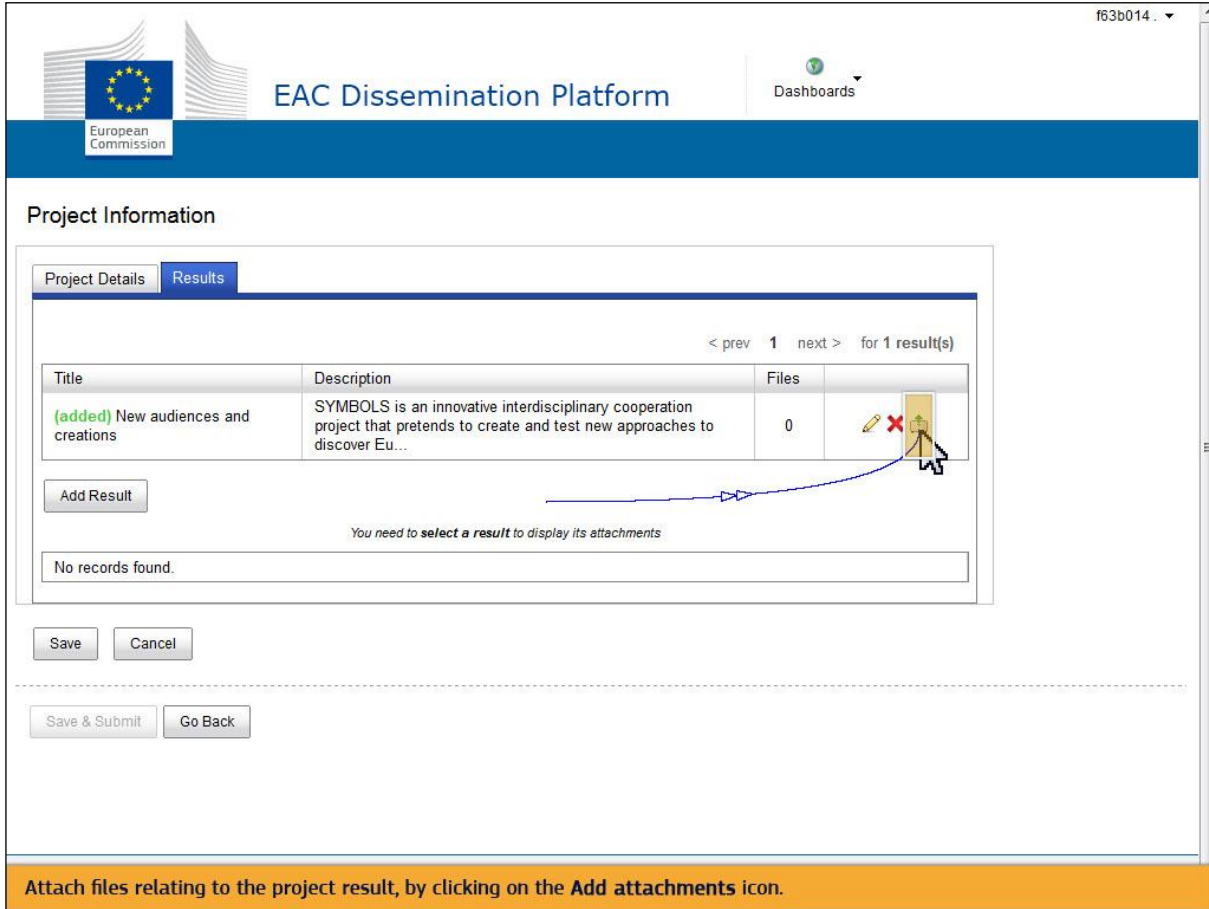
No records found.

Save Cancel

Save & Submit Go Back

Let's delete one result. Click on the Delete icon and confirm.

3.9 A projekt eredményeihez fájlokat adhat hozzá a Csatolmány feltöltése (**Add attachments**) ikonra kattintva.



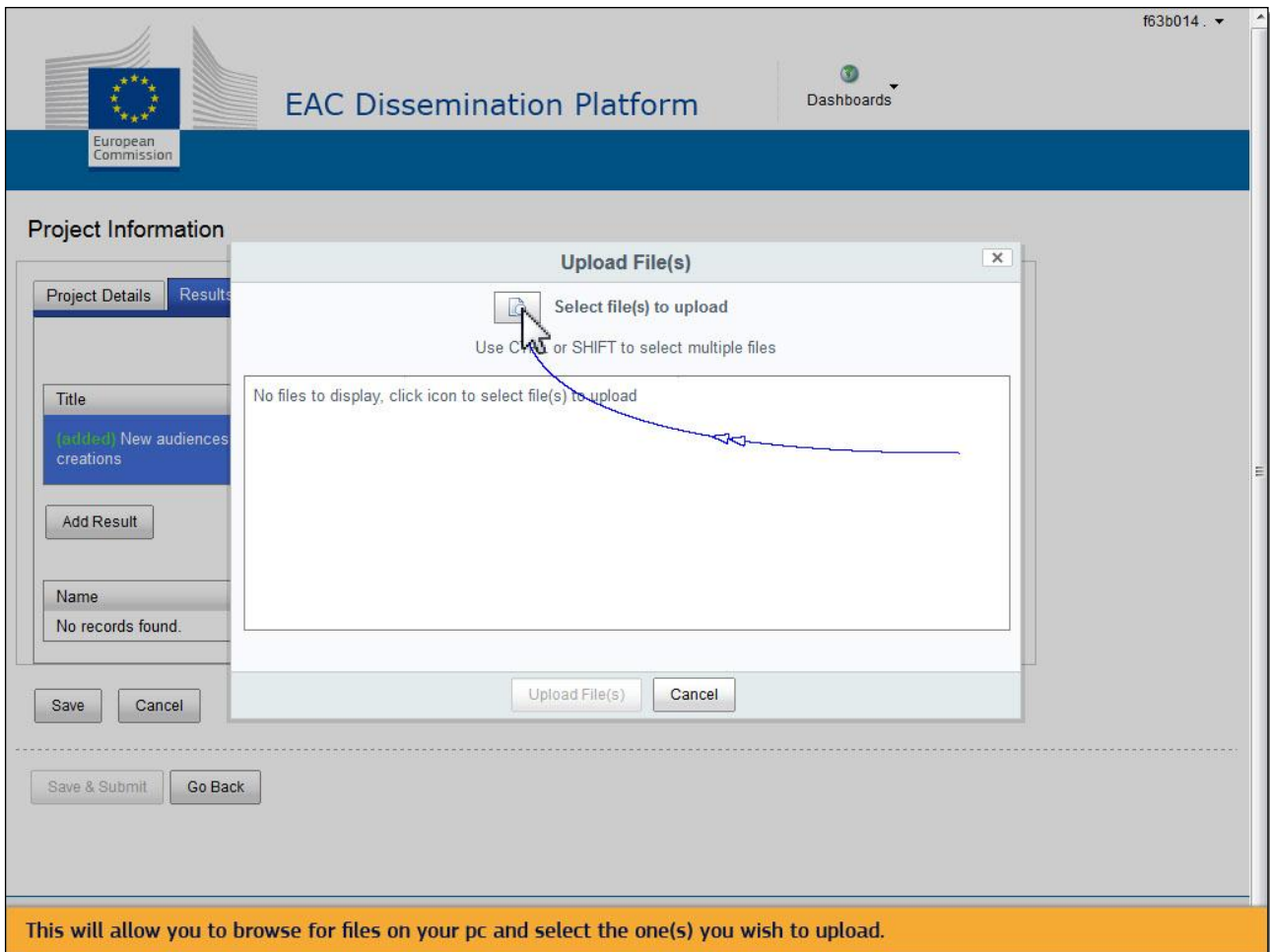
The screenshot shows the EAC Dissemination Platform interface. At the top, there is a header with the European Commission logo and the text 'EAC Dissemination Platform'. Below this, the 'Project Information' section is visible, with tabs for 'Project Details' and 'Results'. The 'Results' tab is active, showing a table with one result. The table has columns for 'Title', 'Description', and 'Files'. The first row shows a result with the title '(added) New audiences and creations', a description 'SYMBOLS is an innovative interdisciplinary cooperation project that pretends to create and test new approaches to discover Eu...', and '0' files. To the right of the 'Files' column, there is an 'Add attachments' icon (a yellow box with a plus sign) and a red 'X' icon. A blue arrow points from the 'Add attachments' icon to the text 'You need to select a result to display its attachments' below the table. Below the table, there is a 'No records found.' message. At the bottom of the interface, there are buttons for 'Save', 'Cancel', 'Save & Submit', and 'Go Back'. A yellow banner at the bottom of the screenshot contains the text: 'Attach files relating to the project result, by clicking on the Add attachments icon.'

Title	Description	Files
(added) New audiences and creations	SYMBOLS is an innovative interdisciplinary cooperation project that pretends to create and test new approaches to discover Eu...	0

No records found.

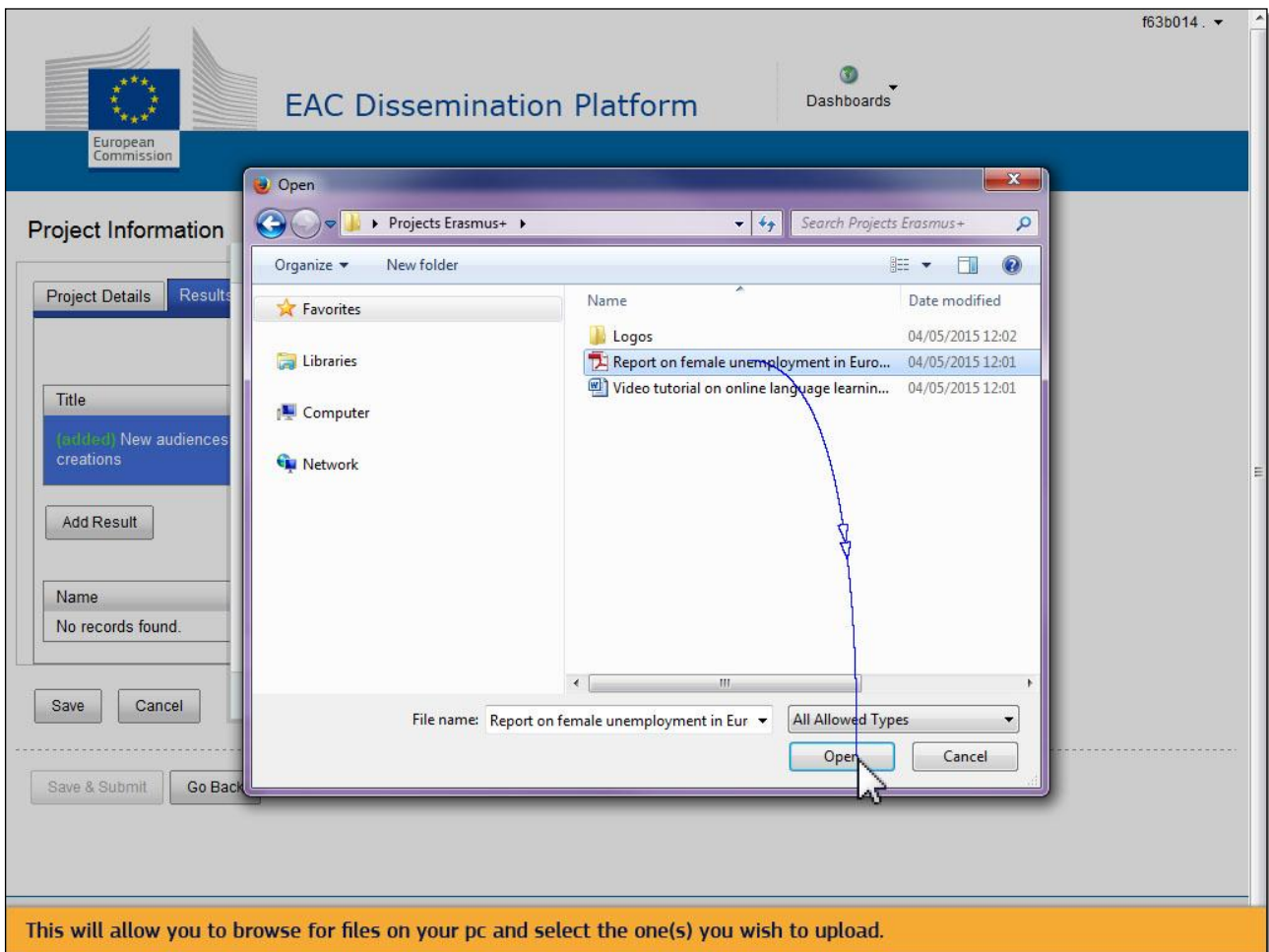
Attach files relating to the project result, by clicking on the Add attachments icon.

3.10 A fájlok kiválasztása (**Select file** ) gomb segítségével tallózhat a számítógépén található dokumentumok között, és kiválaszthatja azokat, amelyeket fel szeretne tölteni. Többféle dokumentumot is feltölthet, videót, fényképet, pdf-et, illetve szöveges fájlokat.



The screenshot displays the EAC Dissemination Platform interface. At the top, there is a header with the European Commission logo and the text "EAC Dissemination Platform". Below this, the "Project Information" section is visible, showing a "Project Details" tab and a "Results" tab. The "Results" tab is active, displaying a list of results with a "Title" field containing "(added) New audiences creations" and a "Name" field containing "No records found.". A "Save" button is visible below the "Name" field. A "Save & Submit" button and a "Go Back" button are located at the bottom of the page. A modal dialog box titled "Upload File(s)" is open in the center of the screen. The dialog box contains a "Select file(s) to upload" button with a folder icon, and a text prompt "Use CTRL or SHIFT to select multiple files". Below this, there is a large empty area with the text "No files to display, click icon to select file(s) to upload". At the bottom of the dialog box, there are "Upload File(s)" and "Cancel" buttons. A yellow banner at the bottom of the screenshot reads: "This will allow you to browse for files on your pc and select the one(s) you wish to upload."

3.11 Az **Open** gomb megnyomásával ki tudja választani a számítógépről a megfelelő fájlt, tallózhat a számítógépén található dokumentumok között, és kiválaszthatja azokat, amelyeket fel szeretne tölteni. Ezt a műveletet annyiszor ismételheti meg, ahányszor szükséges. Egy eredményhez több csatolmányt is feltölthet.



The screenshot shows the EAC Dissemination Platform interface. The background is a grey sidebar with the European Commission logo and the text "EAC Dissemination Platform". The main content area is titled "Project Information" and contains a "Project Details" tab. A blue box highlights the text "(added) New audiences creations". Below this are buttons for "Add Result", "Save", "Cancel", "Save & Submit", and "Go Back".

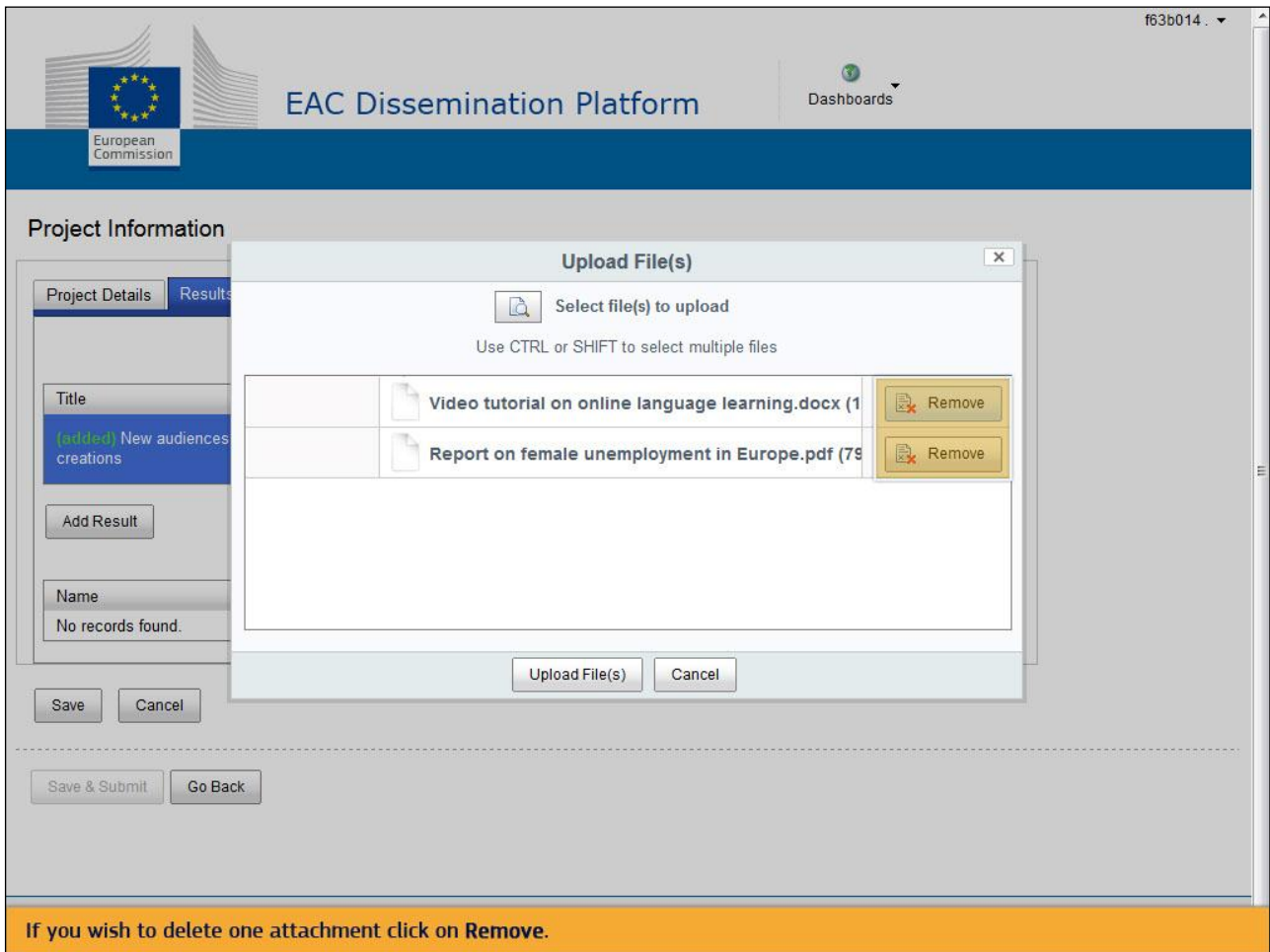
An "Open" file dialog box is overlaid on the interface. The dialog box title is "Open" and the address bar shows "Projects Erasmus+". The left pane shows "Favorites", "Libraries", "Computer", and "Network". The right pane shows a list of files:

Name	Date modified
Logos	04/05/2015 12:02
Report on female unemployment in Euro...	04/05/2015 12:01
Video tutorial on online language learnin...	04/05/2015 12:01

The "File name" field contains "Report on female unemployment in Eur" and the "File type" dropdown is set to "All Allowed Types". The "Open" button is highlighted with a blue arrow pointing to it from the file list.

At the bottom of the screenshot, there is an orange banner with the text: "This will allow you to browse for files on your pc and select the one(s) you wish to upload."

3.12 Ha törölni szeretné valamelyik csatolmányt, kattikeljen az **Eltávolítás (Remove)** gombra.



The screenshot displays the EAC Dissemination Platform interface. At the top, there is a header with the European Commission logo and the text "EAC Dissemination Platform". Below this, the "Project Information" section is visible, with tabs for "Project Details" and "Results". The "Results" tab is active, showing a list of results. One result is highlighted: "(added) New audiences creations". Below this, there is an "Add Result" button. The "Name" field shows "No records found." At the bottom of the page, there are buttons for "Save", "Cancel", "Save & Submit", and "Go Back".

An "Upload File(s)" dialog box is open in the foreground. It contains the following elements:

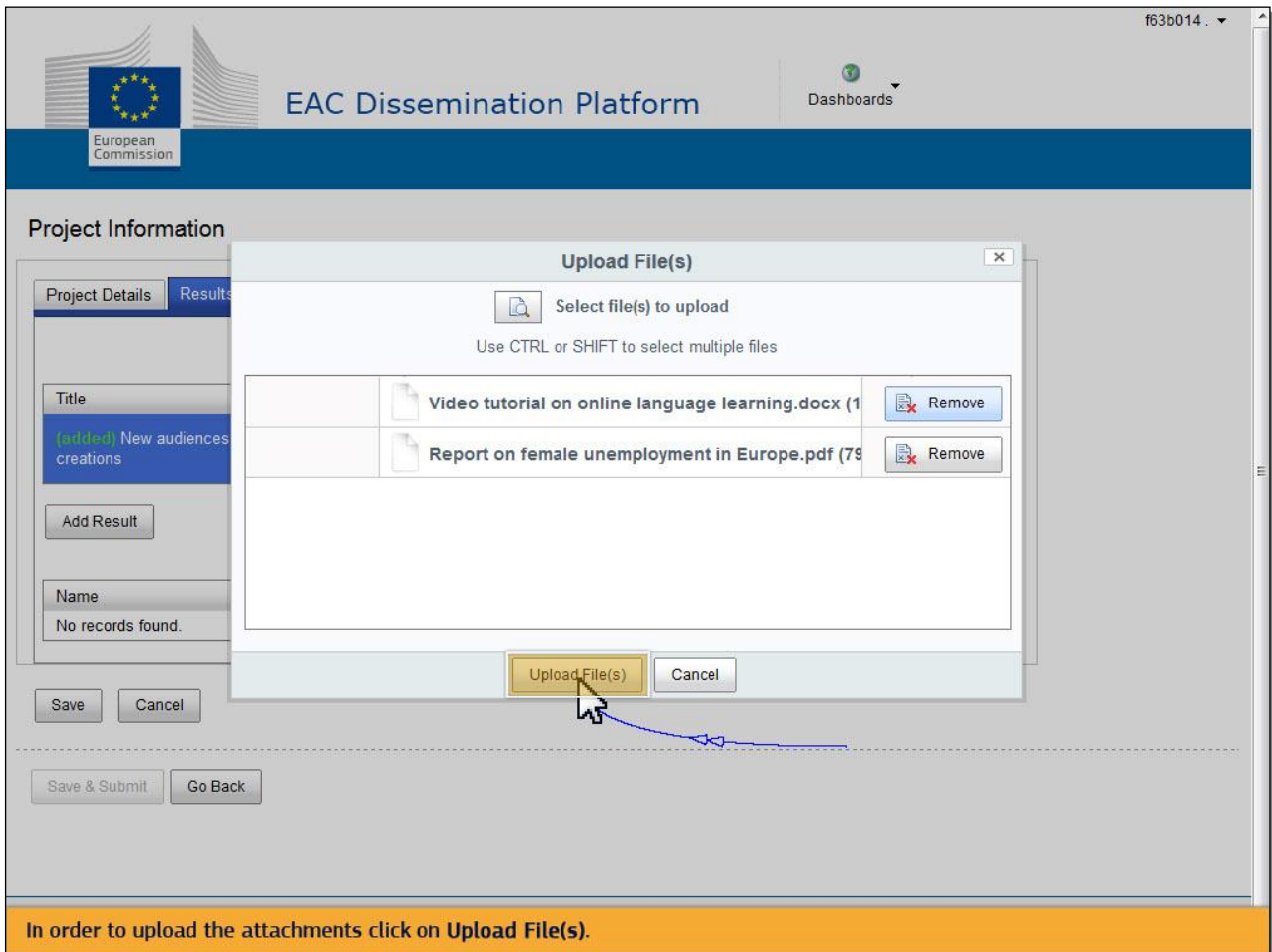
- Header: "Upload File(s)" with a close button (X).
- Text: "Select file(s) to upload" and "Use CTRL or SHIFT to select multiple files".
- File list table:

File Name	Remove
Video tutorial on online language learning.docx (1)	Remove
Report on female unemployment in Europe.pdf (79)	Remove

At the bottom of the dialog box, there are buttons for "Upload File(s)" and "Cancel".

**If you wish to delete one attachment click on Remove.**


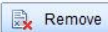

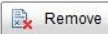
3.13 Ha új csatolmányt szeretne feltölteni, kattintson a Fájl feltöltése (**Upload File(s)**) gombra.



The screenshot displays the EAC Dissemination Platform interface. At the top, there is a header with the European Commission logo and the text "EAC Dissemination Platform". Below this, a "Project Information" section is visible, with tabs for "Project Details" and "Results". The "Results" tab is active, showing a list of results. One result is highlighted: "(added) New audiences creations". Below this, there are buttons for "Add Result", "Save", and "Cancel".

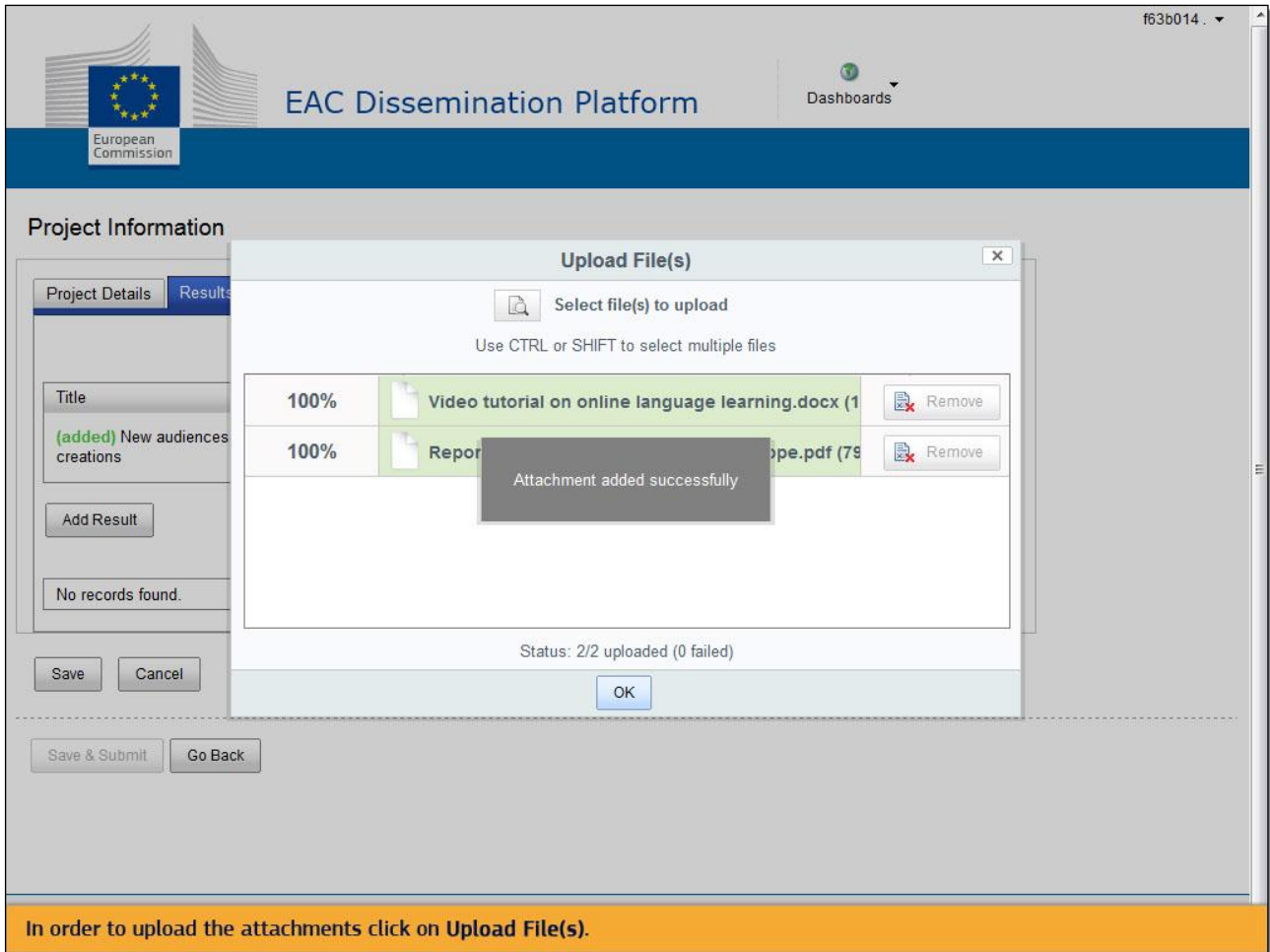
An "Upload File(s)" dialog box is open in the foreground. It contains the following elements:

- Header: "Upload File(s)" with a close button (X).
- Text: "Select file(s) to upload" and "Use CTRL or SHIFT to select multiple files".
- Table of selected files:

	Video tutorial on online language learning.docx (1	
	Report on female unemployment in Europe.pdf (79	
- Buttons: "Upload File(s)" (highlighted in yellow) and "Cancel".

A blue arrow points from the "Upload File(s)" button in the dialog box to the "Upload File(s)" button in the main interface. At the bottom of the screenshot, an orange banner contains the text: "In order to upload the attachments click on Upload File(s)."

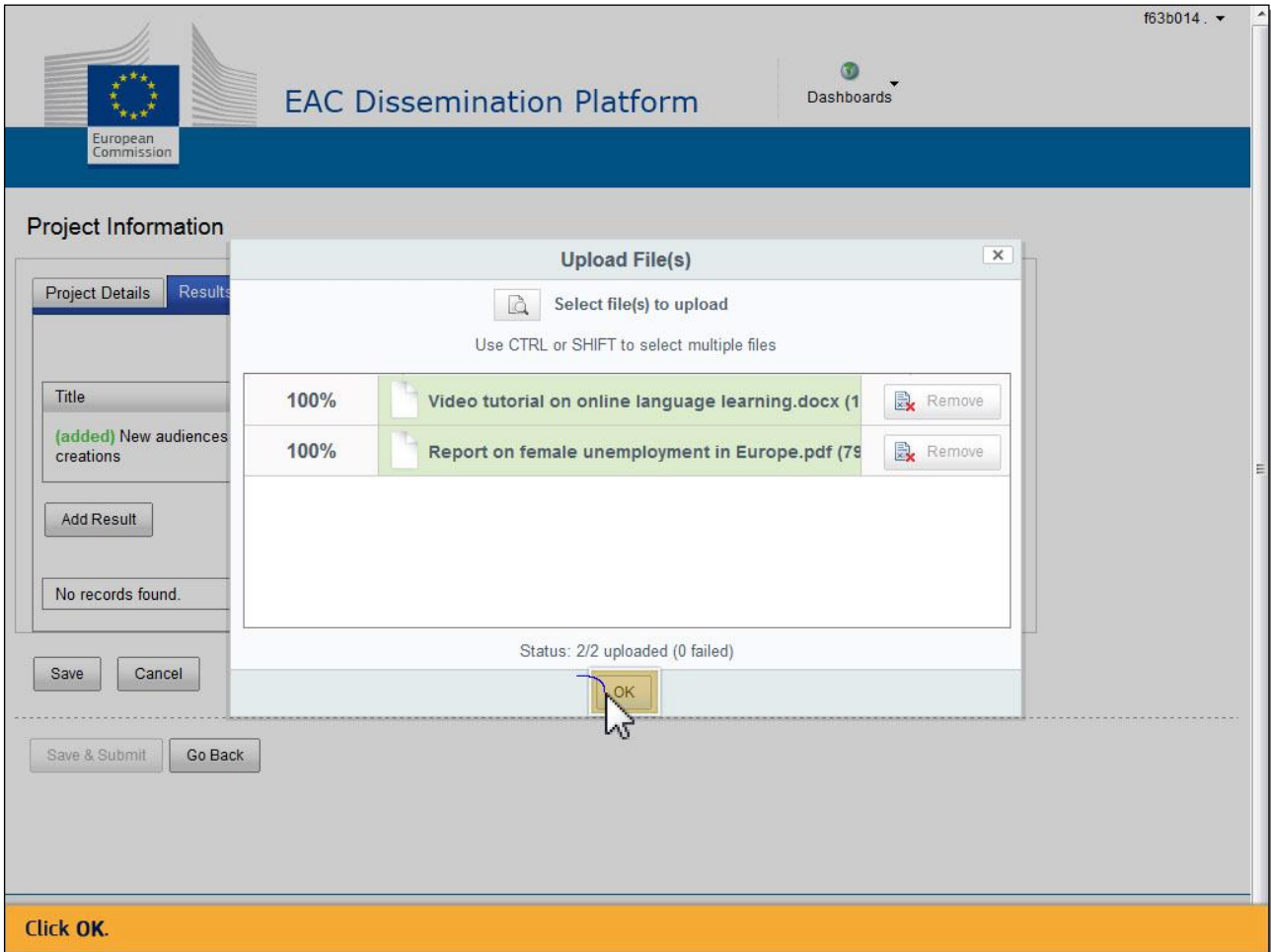
3.14 Sikeres feltöltés esetén a következő felirat jelenik meg a képernyőn: **Attachment added successfully.**



The screenshot shows the EAC Dissemination Platform interface. At the top, there is a header with the European Commission logo and the text "EAC Dissemination Platform". Below this, there is a "Project Information" section with tabs for "Project Details" and "Results". A modal window titled "Upload File(s)" is open, displaying a list of uploaded files. The first file is "Video tutorial on online language learning.docx (1)" and the second is "Report...ope.pdf (79)". Both files show a 100% upload progress. A confirmation message "Attachment added successfully" is overlaid on the second file. The modal also includes a "Status: 2/2 uploaded (0 failed)" message and an "OK" button. At the bottom of the page, there is an orange banner with the text "In order to upload the attachments click on Upload File(s)."

Progress	File Name	Remove
100%	Video tutorial on online language learning.docx (1)	Remove
100%	Report...ope.pdf (79)	Remove

3.15 Feltöltéshez kattintson az **OK** gombra.



The screenshot shows the EAC Dissemination Platform interface. At the top, there is the European Commission logo and the text 'EAC Dissemination Platform'. A 'Dashboards' menu is visible. The main content area is titled 'Project Information' and has two tabs: 'Project Details' and 'Results'. The 'Results' tab is active, showing a table with two rows of uploaded files. Each row indicates a 100% upload progress. The status at the bottom of the dialog box is 'Status: 2/2 uploaded (0 failed)'. A mouse cursor is pointing at the 'OK' button. The background shows the 'Project Information' section with 'Project Details' and 'Results' tabs, and a 'Title' field containing '(added) New audiences creations'.

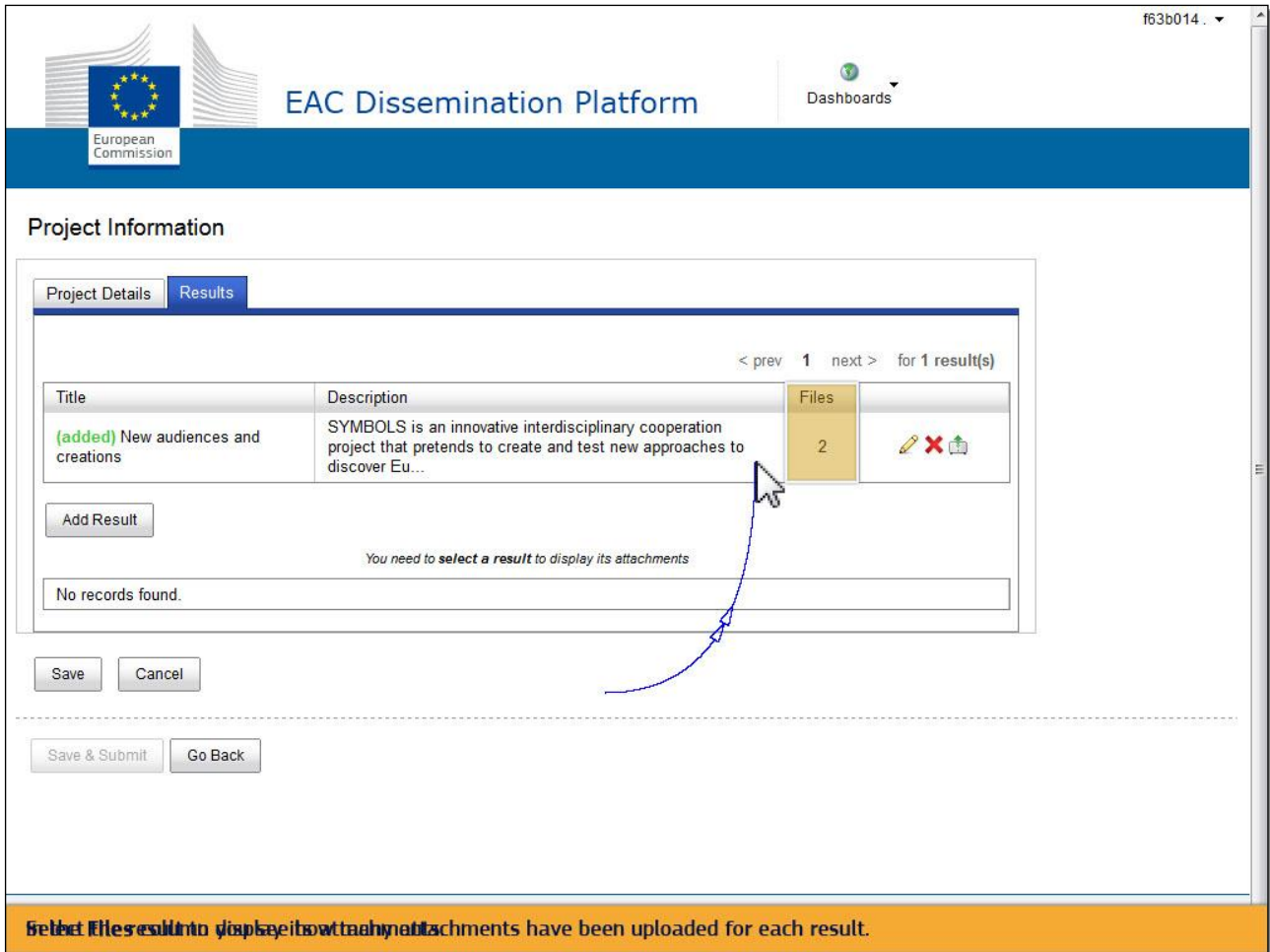
Progress	File Name	Action
100%	Video tutorial on online language learning.docx (1)	Remove
100%	Report on female unemployment in Europe.pdf (79)	Remove

Status: 2/2 uploaded (0 failed)

Click **OK**.



3.16 A Fájlok (**Files**) oszlopban látszik, hogy az egyes eredményekhez hány dokumentum lett feltöltve. Válassza ki az eredményt, hogy megjelenjenek a csatolmányok.



f63b014 . ▾

European Commission




### EAC Dissemination Platform

Dashboards ▾

#### Project Information

Project Details Results

< prev 1 next > for 1 result(s)

Title	Description	Files	
(added) New audiences and creations	SYMBOLS is an innovative interdisciplinary cooperation project that pretends to create and test new approaches to discover Eu...	2	  

Add Result

You need to **select a result** to display its attachments

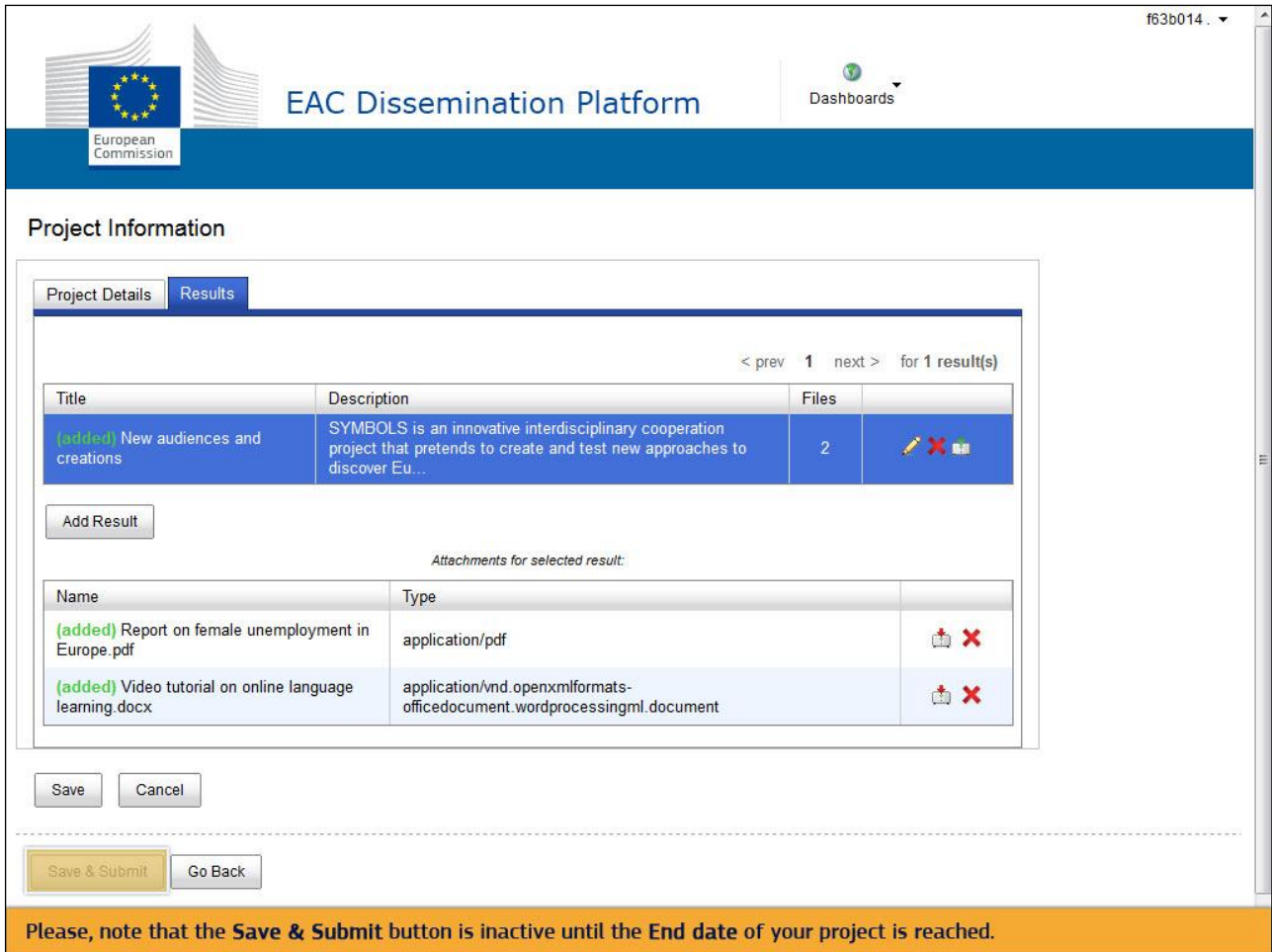
No records found.

Save Cancel

Save & Submit Go Back

Select Files result to display its attachments have been uploaded for each result.

3.17 A Mentés és véglegesítés gomb (**Save & Submit**) inaktív a projekt lezárásának időpontja (**End date**) előtt.

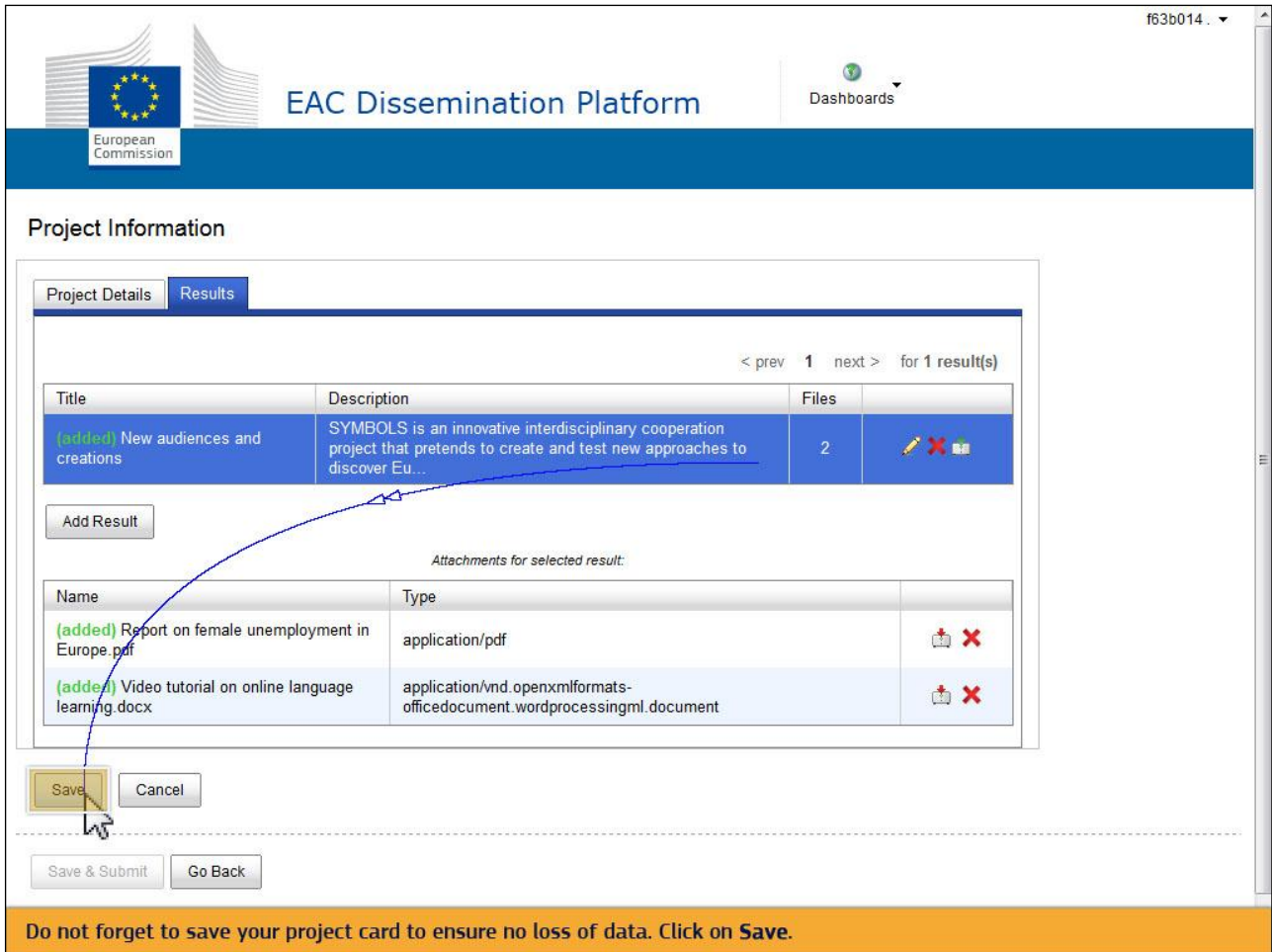


The screenshot shows the EAC Dissemination Platform interface. At the top, there is a header with the European Commission logo and the text "EAC Dissemination Platform". Below this, the "Project Information" section is visible, with tabs for "Project Details" and "Results". The "Results" tab is active, showing a table with one result. The table has columns for Title, Description, and Files. The result is titled "(added) New audiences and creations" and has 2 files. Below the table, there is an "Add Result" button and a section for "Attachments for selected result:" with a table listing two attachments: "Report on female unemployment in Europe.pdf" and "Video tutorial on online language learning.docx". At the bottom of the interface, there are buttons for "Save", "Cancel", "Save & Submit", and "Go Back". A yellow banner at the very bottom states: "Please, note that the Save & Submit button is inactive until the End date of your project is reached."

Title	Description	Files
(added) New audiences and creations	SYMBOLS is an innovative interdisciplinary cooperation project that pretends to create and test new approaches to discover Eu...	2

Name	Type
(added) Report on female unemployment in Europe.pdf	application/pdf
(added) Video tutorial on online language learning.docx	application/vnd.openxmlformats-officedocument.wordprocessingml.document

3.18 Az adatvesztés elkerülése érdekében ne felejtse el a projekt adatlapjának mentését.  
Nyomja meg a Mentés (**Save**) gombot.



The screenshot shows the EAC Dissemination Platform interface. At the top, there is a header with the European Commission logo and the text "EAC Dissemination Platform". Below this, the "Project Information" section is visible, with tabs for "Project Details" and "Results". The "Results" tab is active, showing a table with one result. The table has columns for "Title", "Description", and "Files". The result is titled "(added) New audiences and creations" and has 2 files. Below the table, there is an "Add Result" button and a section for "Attachments for selected result:" with two rows of attachments. At the bottom of the interface, there are buttons for "Save", "Cancel", "Save & Submit", and "Go Back". A blue arrow points from the "Save" button to the "Add Result" button. A yellow banner at the bottom of the interface contains the text: "Do not forget to save your project card to ensure no loss of data. Click on Save."

Project Information

Project Details Results

< prev 1 next > for 1 result(s)

Title	Description	Files
(added) New audiences and creations	SYMBOLS is an innovative interdisciplinary cooperation project that pretends to create and test new approaches to discover Eu...	2

Add Result

Attachments for selected result:


Name	Type
(added) Report on female unemployment in Europe.pdf	application/pdf
(added) Video tutorial on online language learning.docx	application/vnd.openxmlformats-officedocument.wordprocessingml.document

Save Cancel

Save & Submit Go Back

Do not forget to save your project card to ensure no loss of data. Click on Save.

3.19 A változtatások mentését követően bármikor visszatérhet és folytathatja a projekt adatlapjának módosítását.



## EAC Dissemination Platform

Erasmus+ Beneficiary's Dashboard Site

f63b014  
Dashboards

**Project List**

Identifier	Title	Status	Key Action	Action Type	✎ ⓘ
2014-1-FR01-KA200-TRAINING-008565	Harvesting with Marteloscope Methodology in a European Ring	Open for uploading results	Cooperation for innovation and the exchange of good practice	Strategic Partnerships addressing more than one field	✎ ⓘ
2014-1-FR01-KA103-TRAINING-000207	Higher education student and staff mobility project	Available for submission after all results uploaded	Learning Mobility of Individuals	Higher education student and staff mobility	✎ ⓘ
2015-1-FR01-KA202-TRAINING-013192	e-Platforma UEK (Moodle)	Open for uploading results	Cooperation for innovation and the exchange of good practice	Strategic Partnerships for vocational education and training	✎ ⓘ


< prev 1 next > for 3 project(s)

**Useful Links**

- [Dissemination Platform Erasmus+ entry page](#)
- [Frequently Asked Questions](#)
- [Helpdesk information](#)
- [Terms and Conditions](#)
- [Video tutorial for Project Beneficiaries](#)

**Saving changes will allow you to come back and continue the modification of your project card at any time.**

3.20 A projekt lezárulásának időpontjában (**End date**) a projekt állapota (**Status**) megváltozik. Az Eredmények feltöltése lehetséges (**Open for uploading results**) felirat helyett Az összes eredmény feltöltése után benyújtásra kész (**Available for submission after all results uploaded**) felirat lesz látható és aktiválódik a Mentés és véglegesítés gomb (**Save & Submit**).









## EAC Dissemination Platform

Erasmus+ Beneficiary's Dashboard Site






f63b014  
Dashboards

### Project List

Identifier	Title	Status	Key Action	Action Type	
2014-1-FR01-KA200-TRAINING-008565	Harvesting with Marteloscope Methodology in a European Ring	Open for uploading results	Cooperation for innovation and the exchange of good practice	Strategic Partnerships addressing more than one field	 
2014-1-FR01-KA103-TRAINING-000207	Higher education student and staff mobility project	Available for submission after all results uploaded	Learning Mobility of Individuals	Higher education student and staff mobility	 
2015-1-FR01-KA202-TRAINING-013192	e-Platforma UEK (Moodle)	Open for uploading results	Cooperation for innovation and the exchange of good practice	Strategic Partnerships for vocational education and training	 

< prev 1 next > for 3 project(s)


### Useful Links

- [Dissemination Platform Erasmus+ entry page](#) 
- [Frequently Asked Questions](#) 
- [Helpdesk information](#) 
- [Terms and Conditions](#) 
- [Video tutorial for Project Beneficiaries](#) 

Open for uploading results / Available for submission after all results uploaded change from

#### 4. Benyújtás







Az alábbi projekt összes eredménye feltöltésre került, a projekt adatlapja benyújtásra kész **(Available for submission after all results uploaded)**.



**EAC Dissemination Platform**  
 Erasmus+ Beneficiary's Dashboard Site






f63b014 . ▾  
 Dashboards ▾

**Project List**

Identifier	Title	Status	Key Action	Action Type	
2014-1-FR01-KA200-TRAINING-008565	Harvesting with Marteloscope Methodology in a European Ring	Open for uploading results	Cooperation for innovation and the exchange of good practice	Strategic Partnerships addressing more than one field	 
2014-1-FR01-KA103-TRAINING-000207	Higher education student and staff mobility project	Available for submission after all results uploaded	Learning Mobility of Individuals	Higher education student and staff mobility	 
2015-1-FR01-KA202-TRAINING-013192	e-Platforma UEK (Moodle)	Open for uploading results	Cooperation for innovation and the exchange of good practice	Strategic Partnerships for vocational education and training	 

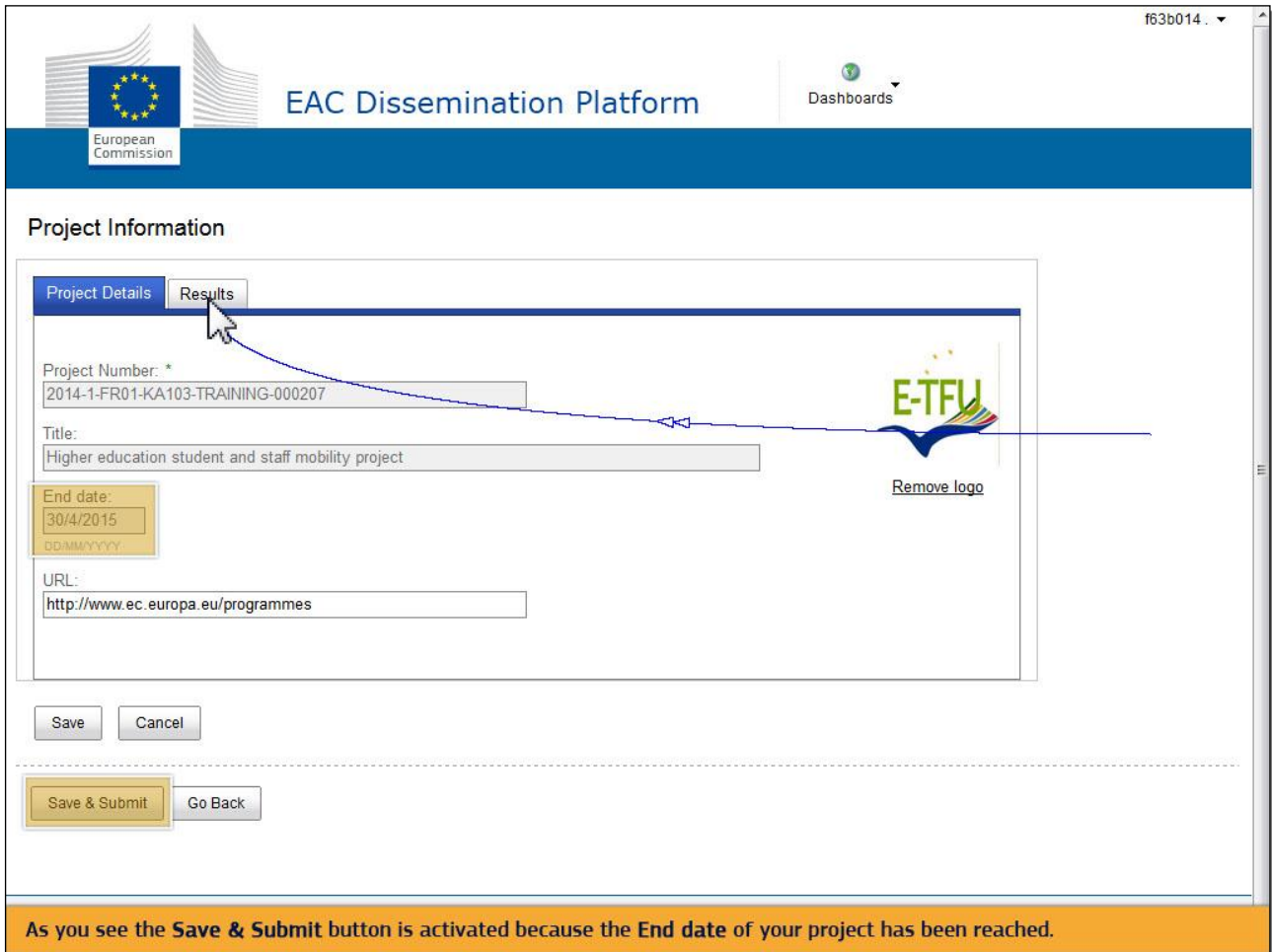
< prev **1** next > for 3 project(s)

**Useful Links**

- [Dissemination Platform Erasmus+ entry page](#) 
- [Frequently Asked Questions](#) 
- [Helpdesk information](#) 
- [Terms and Conditions](#) 
- [Video tutorial for Project Beneficiaries](#) 

**Let's view a project with status Available for submission after all results uploaded.**

4.1 A Mentés és véglegesítés (**Save & Submit**) gomb aktiválódott, mivel elérkezett a projekt lezárásának időpontja (**End date**).



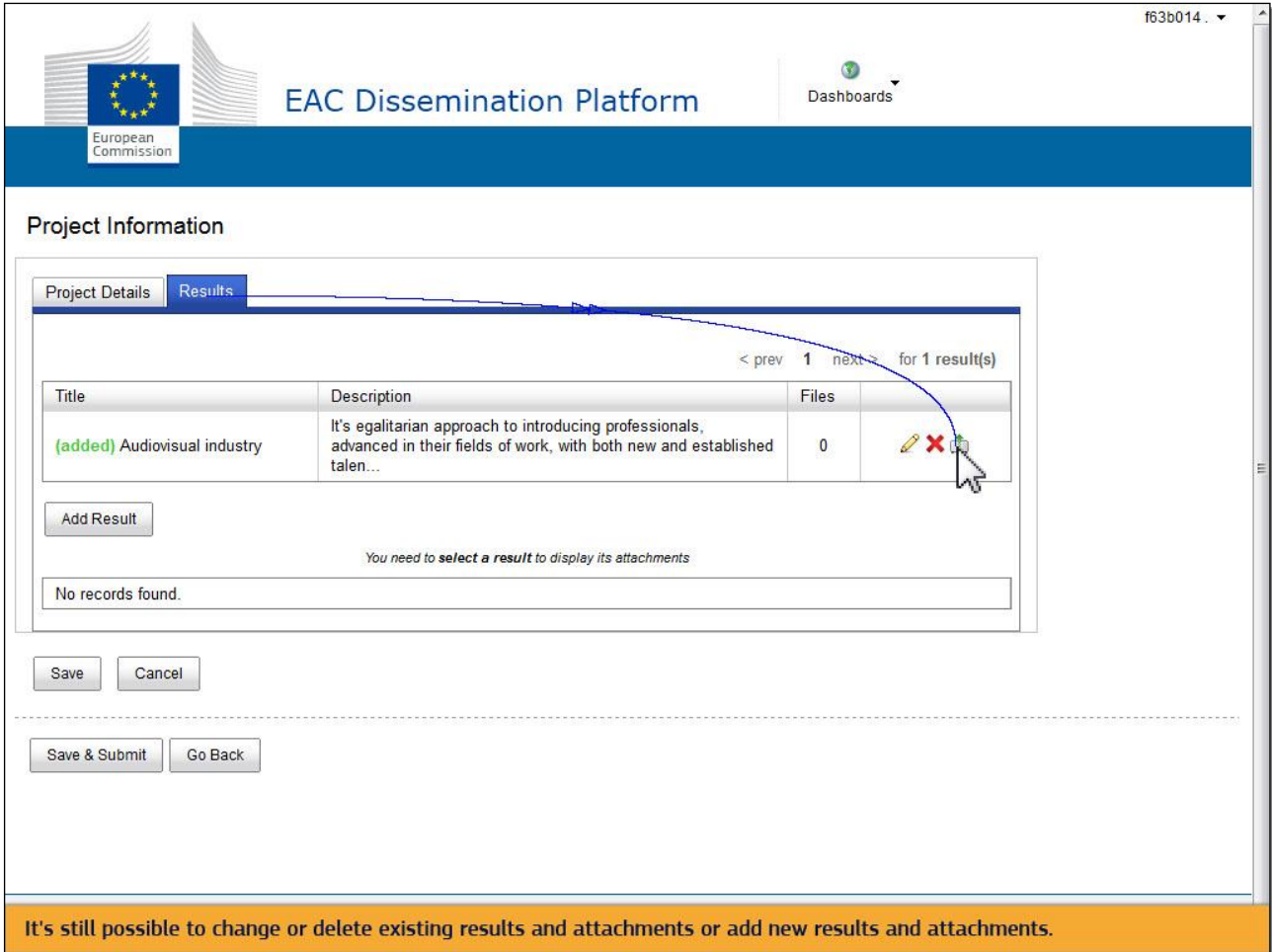
The screenshot shows the 'Project Information' page on the EAC Dissemination Platform. The 'Project Details' tab is active, and the 'Results' tab is highlighted with a blue arrow. The form contains the following fields:

- Project Number: \* 2014-1-FR01-KA103-TRAINING-000207
- Title: Higher education student and staff mobility project
- End date: 30/4/2015 (highlighted in orange)
- URL: http://www.ec.europa.eu/programmes




Buttons: Save, Cancel, Save & Submit (highlighted in orange), Go Back.

As you see the **Save & Submit** button is activated because the **End date** of your project has been reached.

#### 4.2 Az eredmények és a csatolt dokumentumok módosítása, törlése és újak feltöltése még lehetséges.

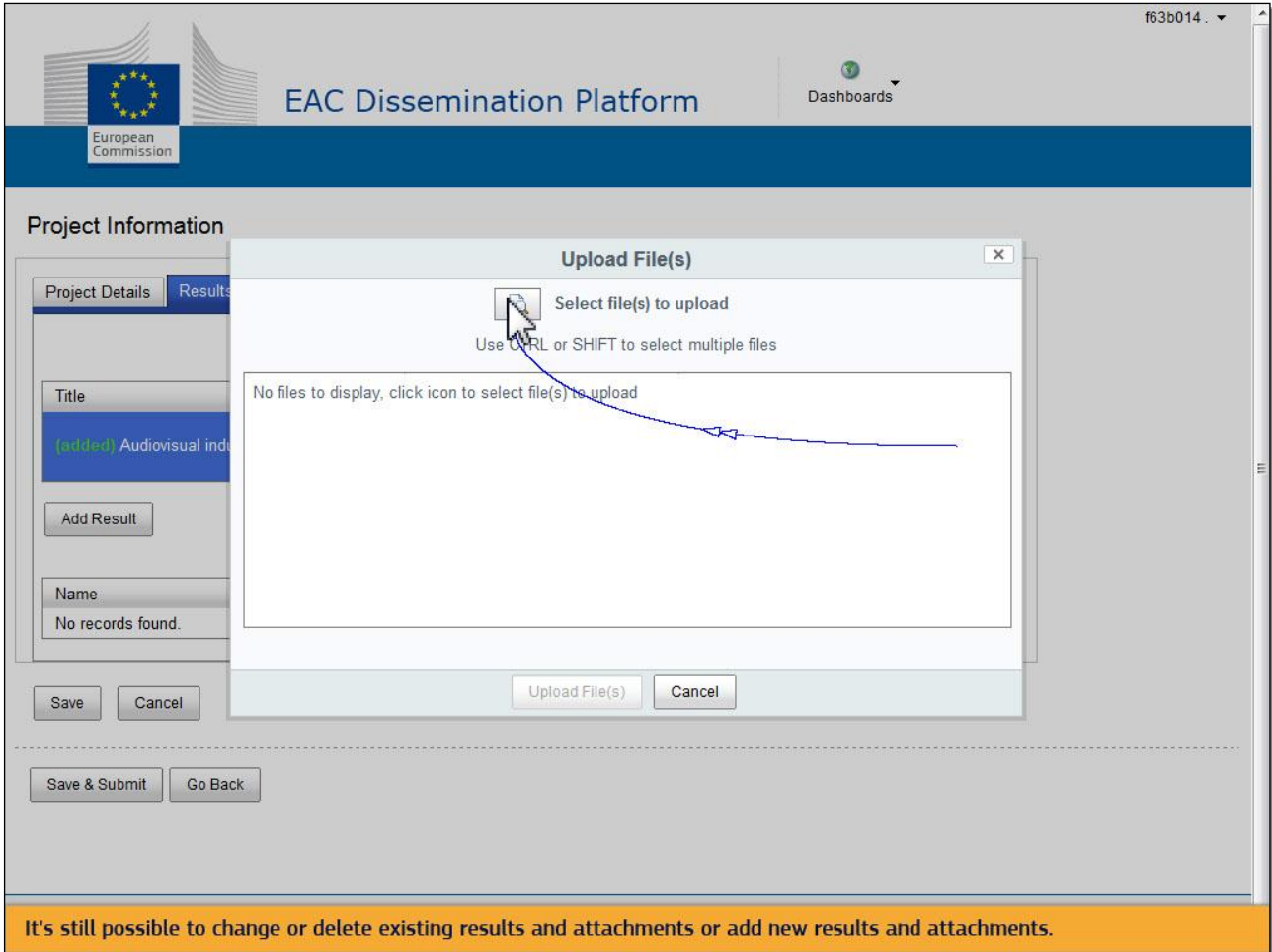


The screenshot displays the EAC Dissemination Platform interface. At the top, there is a header with the European Commission logo and the text "EAC Dissemination Platform". Below this, the "Project Information" section is visible, with tabs for "Project Details" and "Results". The "Results" tab is active, showing a table with one result entry. The table has columns for "Title", "Description", and "Files". The entry is titled "(added) Audiovisual industry" and has a description: "It's egalitarian approach to introducing professionals, advanced in their fields of work, with both new and established talen...". The "Files" column shows "0" files. To the right of the table, there are icons for editing (pencil), deleting (red X), and adding (plus sign). A blue arrow points from the "Results" tab to the delete icon. Below the table, there is an "Add Result" button and a message: "You need to select a result to display its attachments". At the bottom of the interface, there are buttons for "Save", "Cancel", "Save & Submit", and "Go Back". A yellow banner at the bottom of the screenshot contains the text: "It's still possible to change or delete existing results and attachments or add new results and attachments."

Title	Description	Files	
(added) Audiovisual industry	It's egalitarian approach to introducing professionals, advanced in their fields of work, with both new and established talen...	0	  



4.3 **Select file** gombra kattintva az eredmények és a csatolt dokumentumok módosítása, törlése és újak feltöltése még lehetséges.

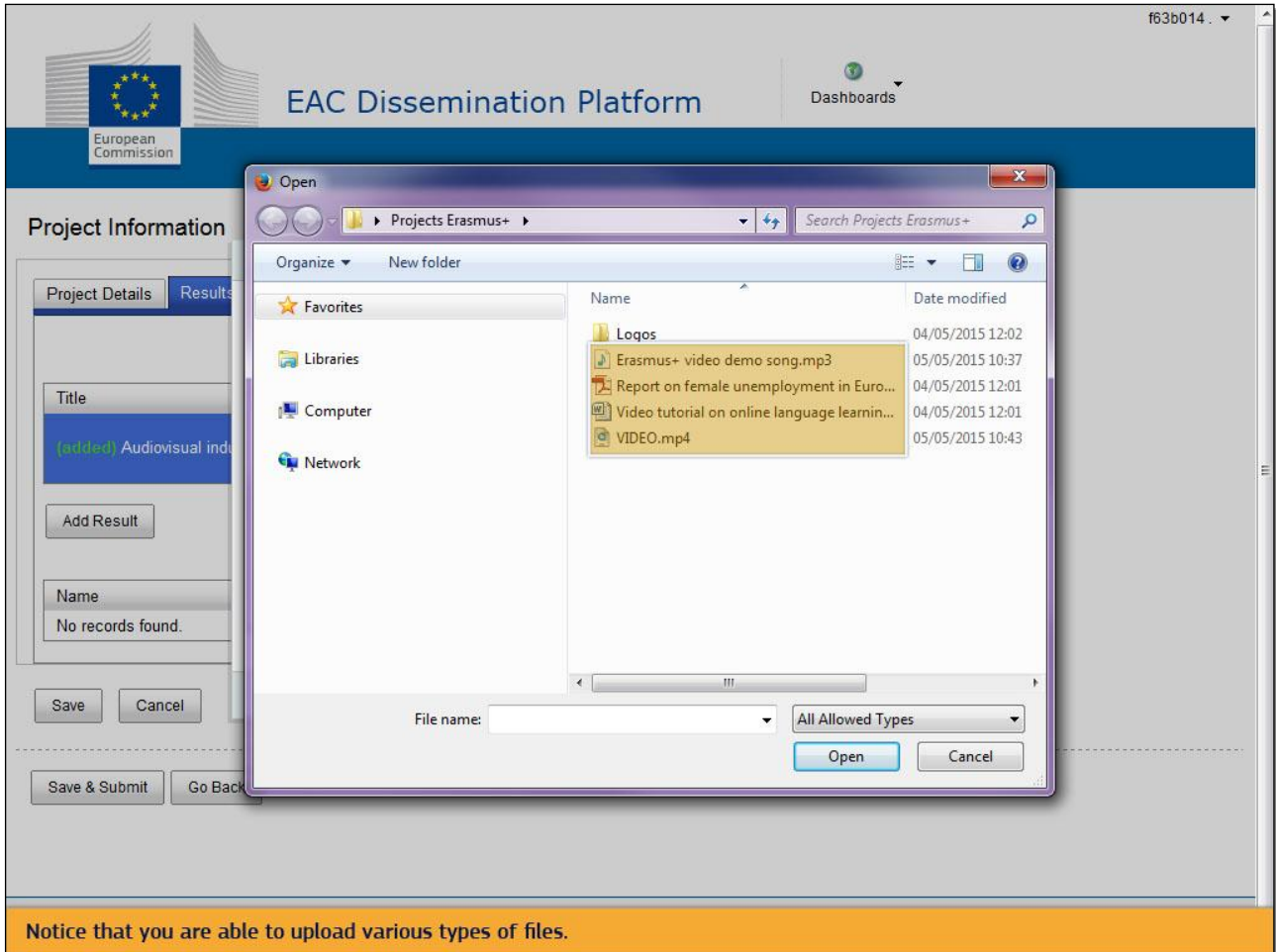


The screenshot displays the EAC Dissemination Platform interface. At the top, there is a header with the European Commission logo and the text "EAC Dissemination Platform". Below this, the "Project Information" section is visible, with tabs for "Project Details" and "Results". The "Results" tab is active, showing a list of results. One result is visible: "(added) Audiovisual ind...". Below the list, there are buttons for "Add Result", "Save", "Cancel", "Save & Submit", and "Go Back".

An "Upload File(s)" dialog box is open in the foreground. It has a title bar with a close button. The main content area contains a folder icon with a plus sign and the text "Select file(s) to upload". Below this, it says "Use CTRL or SHIFT to select multiple files". A large empty rectangular area follows, with the text "No files to display, click icon to select file(s) to upload". At the bottom of the dialog, there are two buttons: "Upload File(s)" and "Cancel".

An orange banner at the bottom of the screenshot contains the text: "It's still possible to change or delete existing results and attachments or add new results and attachments."

4.4 Ugyanahhoz az eredményhez többfajta fájlt is fel tud tölteni: pdf-et, videót, word dokumentumot egyaránt.




The screenshot shows the EAC Dissemination Platform interface. The main header includes the European Commission logo and the text "EAC Dissemination Platform". A "Project Information" sidebar is visible on the left. A file upload dialog box is open in the foreground, showing a list of files in the "Projects Erasmus+" folder. The files listed are:

Name	Date modified
Logos	04/05/2015 12:02
Erasmus+ video demo song.mp3	05/05/2015 10:37
Report on female unemployment in Euro...	04/05/2015 12:01
Video tutorial on online language learnin...	04/05/2015 12:01
VIDEO.mp4	05/05/2015 10:43

The dialog box also shows a "File name:" field and a file type dropdown menu set to "All Allowed Types".

Notice that you are able to upload various types of files.

#### 4.5 Az eredmények most már jóváhagyásra küldhetők.



## EAC Dissemination Platform


f63b014  
 Dashboards

---




### Project Information

Project Details
Results

< prev **1** next > for 1 result(s)

Title	Description	Files
(added) Audiovisual industry	It's egalitarian approach to introducing professionals, advanced in their fields of work, with both new and established talen....	3 

Attachments for selected result:

Name	Type
(added) Erasmus+ video demo song.mp3	audio/x-mpeg 
(added) VIDEO.mp4	video/mp4 
(added) Report on female unemployment in Europe.pdf	application/pdf 

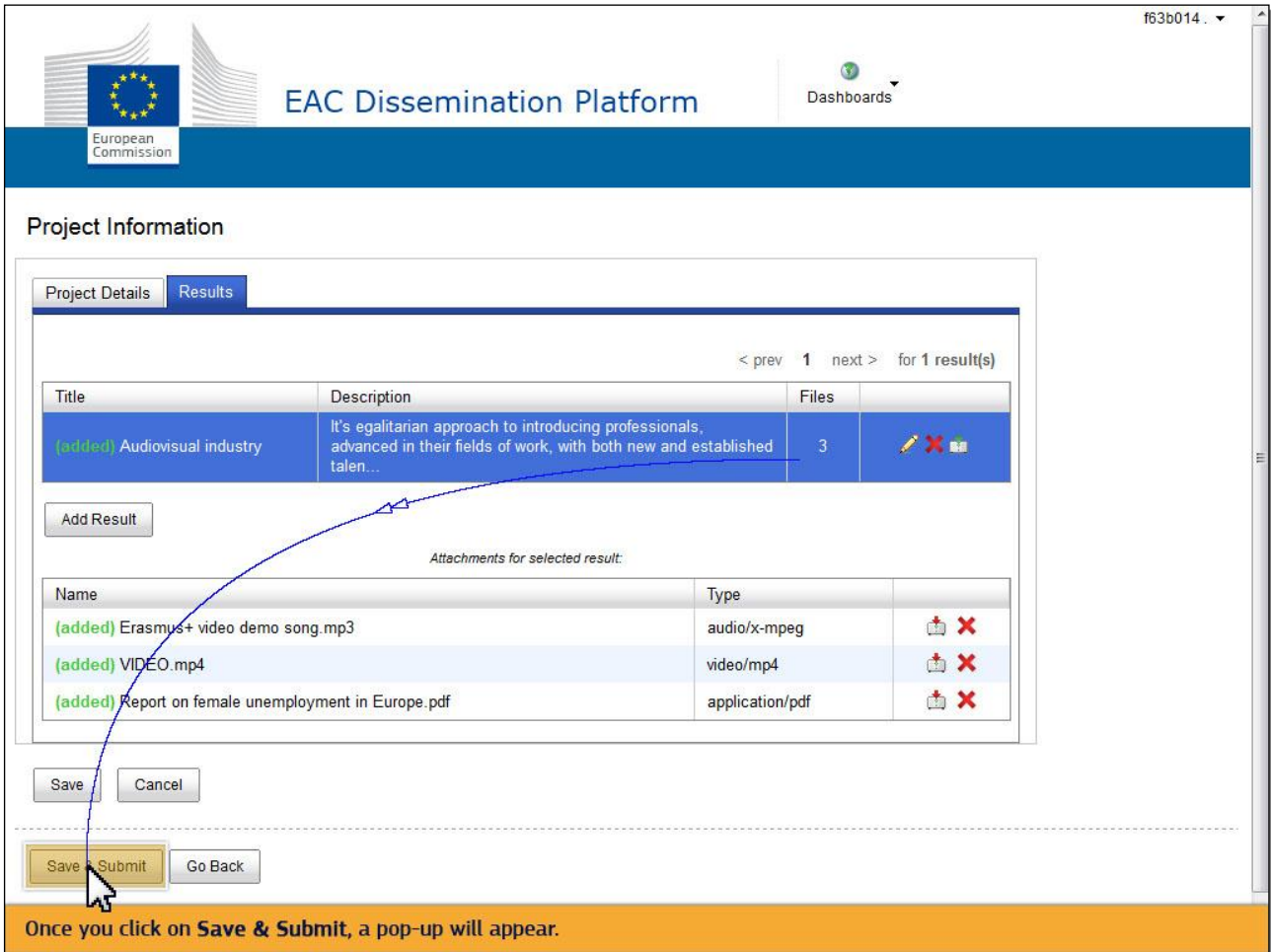
---

**Now you are able to submit your results for validation by an officer.**

It's egalitarian approach to introducing professionals, advanced in their fields of work, with both new and established talent, in an intimate environment, allows for maximum receptivity.

51

4.6 Amint a Mentés és véglegesítés (**Save & Submit**) gombra kattint, egy ablak jelenik meg.






The screenshot shows the EAC Dissemination Platform interface. At the top, there is a header with the European Commission logo and the text "EAC Dissemination Platform". Below this, there is a "Project Information" section with two tabs: "Project Details" and "Results". The "Results" tab is active, showing a table with one result. The table has columns for "Title", "Description", and "Files". The result is titled "(added) Audiovisual industry" and has 3 files. Below the table, there is an "Add Result" button and a section for "Attachments for selected result:" with a table listing three attachments: "Erasmus+ video demo song.mp3", "VIDEO.mp4", and "Report on female unemployment in Europe.pdf". At the bottom of the interface, there are buttons for "Save", "Cancel", "Save & Submit", and "Go Back". A mouse cursor is pointing at the "Save & Submit" button. A blue arrow points from the "Save & Submit" button to the "Attachments for selected result:" table. An orange banner at the bottom of the screenshot contains the text: "Once you click on **Save & Submit**, a pop-up will appear."

Project Information







Project Details Results

< prev 1 next > for 1 result(s)

Title	Description	Files	
(added) Audiovisual industry	It's egalitarian approach to introducing professionals, advanced in their fields of work, with both new and established talen...	3	  

Add Result

Attachments for selected result:

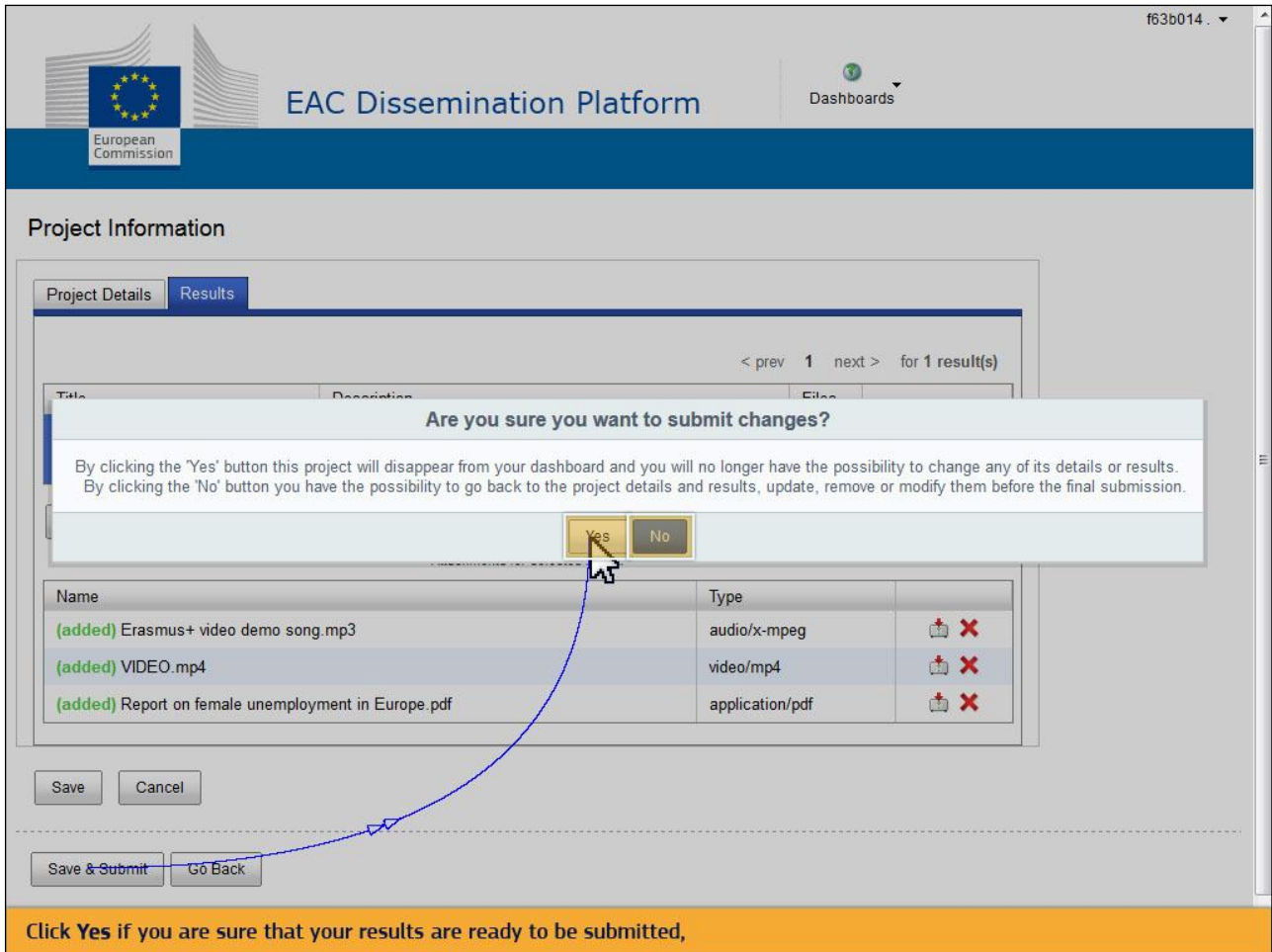
Name	Type	
(added) Erasmus+ video demo song.mp3	audio/x-mpeg	 
(added) VIDEO.mp4	video/mp4	 
(added) Report on female unemployment in Europe.pdf	application/pdf	 

Save Cancel

Save & Submit Go Back

Once you click on **Save & Submit**, a pop-up will appear.

4.7 Kattintson az Igen (**Yes**) gombra, ha az eredmények már biztosan jóváhagyásra küldhetőek, vagy a Nem (**No**) gombra, ha még tovább dolgozna az adatlapon.




The screenshot shows the EAC Dissemination Platform interface. At the top, there is the European Commission logo and the text "EAC Dissemination Platform". Below this, there is a "Project Information" section with tabs for "Project Details" and "Results". A modal dialog box is open, asking "Are you sure you want to submit changes?". The dialog contains the following text: "By clicking the 'Yes' button this project will disappear from your dashboard and you will no longer have the possibility to change any of its details or results. By clicking the 'No' button you have the possibility to go back to the project details and results, update, remove or modify them before the final submission." Below the text are "Yes" and "No" buttons. A blue arrow points from the "Yes" button to the "Save & Submit" button in the "Results" tab. Below the dialog, there is a table of results:

Name	Type	
(added) Erasmus+ video demo song.mp3	audio/x-mpeg	
(added) VIDEO.mp4	video/mp4	
(added) Report on female unemployment in Europe.pdf	application/pdf	

At the bottom of the "Results" tab, there are "Save" and "Cancel" buttons, and "Save & Submit" and "Go Back" buttons. An orange banner at the bottom of the page reads: "Click Yes if you are sure that your results are ready to be submitted,"

4.8 Mielőtt a Mentés és véglegesítés (**Save & Submit**) gombra kattint, bizonyosodjon meg róla, hogy az eredmények nyilvánosságra hozhatók, megfelelnek a szerzői jogi előírásoknak, és hogy minden szükséges dokumentum feltöltésre került. Amint megnyomta a Mentés és véglegesítés (**Save and Submit**) gombot, további változtatásokra nem lesz lehetősége, és a projekt adatlapja eltűnik a kezelőfelületről.



**EAC Dissemination Platform**

Erasmus+ Beneficiary's Dashboard Site

f63b014

Dashboards

**Project List**

Identifier	Title	Status	Key Action	Action Type
Loading...				

**Useful Links**

- [Dissemination Platform Erasmus+ entry page](#)
- [Frequently Asked Questions](#)
- [Helpdesk information](#)
- [Terms and Conditions](#)
- [Video tutorial for Project Beneficiaries](#)

Helpdesk information: [Helpdesk information](#) | [Terms and Conditions](#) | [Frequently Asked Questions](#) | [Dissemination Platform Erasmus+ entry page](#) | [Video tutorial for Project Beneficiaries](#)

## 5. Elfogadás

Amint jóváhagyták vagy elvetették a változtatásokat, hivatalos értesítést kap attól a Nemzeti Irodától, amellyel a támogatási szerződést kötötte. Ebben értesítik, hogy a módosításokat jóváhagyták vagy elvetették. Ha nem fogadták el a módosításait, kövesse a visszautasító üzenetben foglalt leírást.



European Commission

### EAC Dissemination Platform

Erasmus+ Beneficiary's Dashboard Site

f63b014

Dashboards

---

**Project List**

Identifier	Title	Status	Key Action	Action Type	
2014-1-FR01-KA200-TRAINING-008565	Harvesting with Marteloscope Methodology in a European Ring	Open for uploading results	Cooperation for innovation and the exchange of good practice	Strategic Partnerships addressing more than one field	 
2015-1-FR01-KA202-TRAINING-013192	e-Platforma UEK (Moodle)	Open for uploading results	Cooperation for innovation and the exchange of good practice	Strategic Partnerships for vocational education and training	 

< prev 1 next > for 2 project(s)

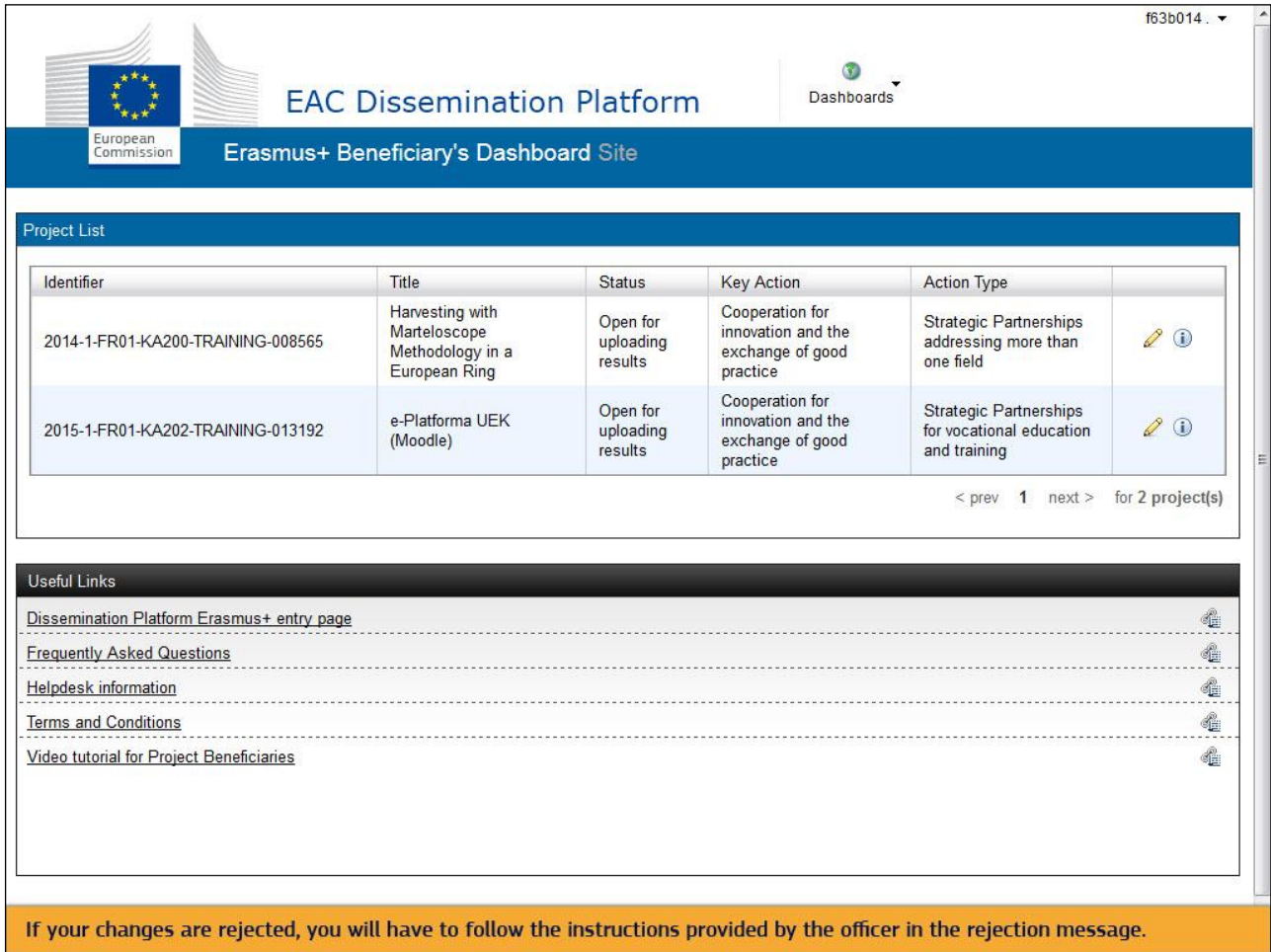
---

**Useful Links**





- [Dissemination Platform Erasmus+ entry page](#) 
- [Frequently Asked Questions](#) 
- [Helpdesk information](#) 
- [Terms and Conditions](#) 
- [Video tutorial for Project Beneficiaries](#) 

**Which the signed has a part of the project, identifying together with the criteria to have less approved the project, with**

5.1 Ha nem fogadták el a módosításait, kövesse a visszautasító üzenetben foglalt leírást.








The screenshot shows the 'Erasmus+ Beneficiary's Dashboard Site' interface. At the top, there are logos for the European Commission and the EAC Dissemination Platform. The main content area is titled 'Project List' and contains a table with the following data:

Identifier	Title	Status	Key Action	Action Type	
2014-1-FR01-KA200-TRAINING-008565	Harvesting with Marteloscope Methodology in a European Ring	Open for uploading results	Cooperation for innovation and the exchange of good practice	Strategic Partnerships addressing more than one field	 
2015-1-FR01-KA202-TRAINING-013192	e-Platforma UEK (Moodle)	Open for uploading results	Cooperation for innovation and the exchange of good practice	Strategic Partnerships for vocational education and training	 

Navigation: < prev 1 next > for 2 project(s)

**Useful Links**

- [Dissemination Platform Erasmus+ entry page](#) 
- [Frequently Asked Questions](#) 
- [Helpdesk information](#) 
- [Terms and Conditions](#) 
- [Video tutorial for Project Beneficiaries](#) 

**If your changes are rejected, you will have to follow the instructions provided by the officer in the rejection message.**

Kérdés esetén forduljon a Tempus Közalapítvány munkatársaihoz!

**További információ és elérhetőségek:**

<http://ec.europa.eu/programmes/erasmus-plus/projects/eplus-help/faq.html>

[eac-projectsplatform-helpdesk@ec.europa.eu](mailto:eac-projectsplatform-helpdesk@ec.europa.eu)

Budapest, 2016. június 2.